



Product Brief



EMC Filters


2-Line Filters SIFI-F, SIFI-G, SIFI-H

The new 2-line EMC filters of the SIFI-F/-G/-H families come as a compact modular system with minimal dimensions for different insertion loss requirements and current ratings. The series range from SIFI-F offering very good insertion loss and the smallest dimensions through to SIFI-H for maximum insertion loss. All new SIFIs are available as a standard version or a medical version with negligible leakage current. The three series offer an extended range of rated current from 3 A to 36 A at 250 V DC/AC and a climatic category (IEC 60068-1) of 25/100/21. Special construction makes the new SIFIs smaller than comparable products for significantly less cost.

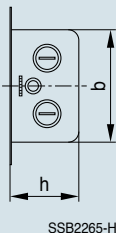
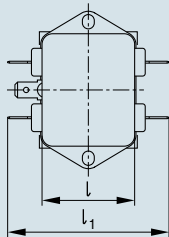
Die neuen 2-Leiter-EMV-Filter der SIFI-Familien-F/-G/-H wurden entwickelt als ein kompaktes Modulsystem, das kleinste Abmessungen für die verschiedenen Dämpfungsanforderungen und Nennströme bietet. Die Serien beginnen mit SIFI-F, das neben sehr guten Dämpfungseigenschaften über die kleinsten Maße verfügt und reichen bis SIFI-H mit der höchsten Einfügungsdämpfung. Alle neuen SIFI-Serien sind als Standard- oder Medizinversion mit vernachlässigbar kleinem Ableitstrom lieferbar. Der Nennstrom reicht von 3 A bis 36 A bei 250 V DC/AC und einer Klimakategorie (IEC 60068-1) von 25/100/21. Aufgrund einer speziellen Konstruktion sind die neuen SIFIs kleiner als vergleichbare Produkte. Gleichzeitig werden die Kosten spürbar gesenkt.

SIFI Series F, G, H Baureihe SIFI-F, -G, -H


General Allgemeines



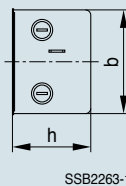
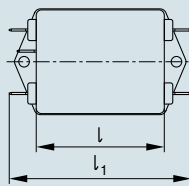
Case style B
(SIFI-F, ≤ 10 A)
Gehäuseform B
(SIFI-F, ≤ 10 A)




SSB2265-H



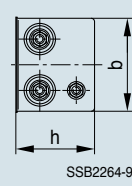
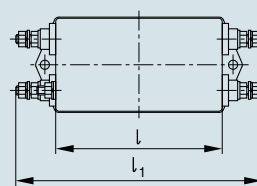
Case style B
Gehäuseform B



SSB2263-1



Case style G
Gehäuseform G



SSB2264-9

For 1-phase systems
Metal case
Potted (UL 94 V-0)
For switch-mode power supplies and
DC applications

Terminal styles (case styles):
B: Tab connectors on face ends, lateral
fixing lugs or fixing lugs on face ends
G: Screw terminals M5

Rated voltage: 250 V AC, 50/60 Hz
250 V DC
Climatic category: 25/100/21
Rated temperature: 40 °C

Für 1-Phasen-Systeme
Metallgehäuse
Vergossen (UL 94 V-0)
Für Schaltnetzteile und
DC-Anwendungen



Anschluss-Varianten (Gehäuse):
B: Beidseitig Flachstecker, Befestigungs-
laschen längs- bzw. stirnseitig
G: Schraubanschlüsse M5

Bemessungsspannung: 250 V AC, 50/60 Hz
250 V DC
Klimakategorie: 25/100/21
Bemessungstemperatur: 40 °C

Important information: Some parts of this publication contain statements about the suitability of our products for certain areas of application. These statements are based on our knowledge of typical requirements that are often placed on our products. We expressly point out that these statements cannot be regarded as binding statements about the suitability of our products for a particular customer application. It is incumbent on the customer to check and decide whether a product is suitable for use in a particular application. This publication is only a brief product survey which may be changed from time to time. Our products are described in detail in our data sheets. The *Important notes* (www.epcos.com/ImportantNotes) and the product-specific *Cautions and warnings* must be observed. All relevant information is available through our sales offices.

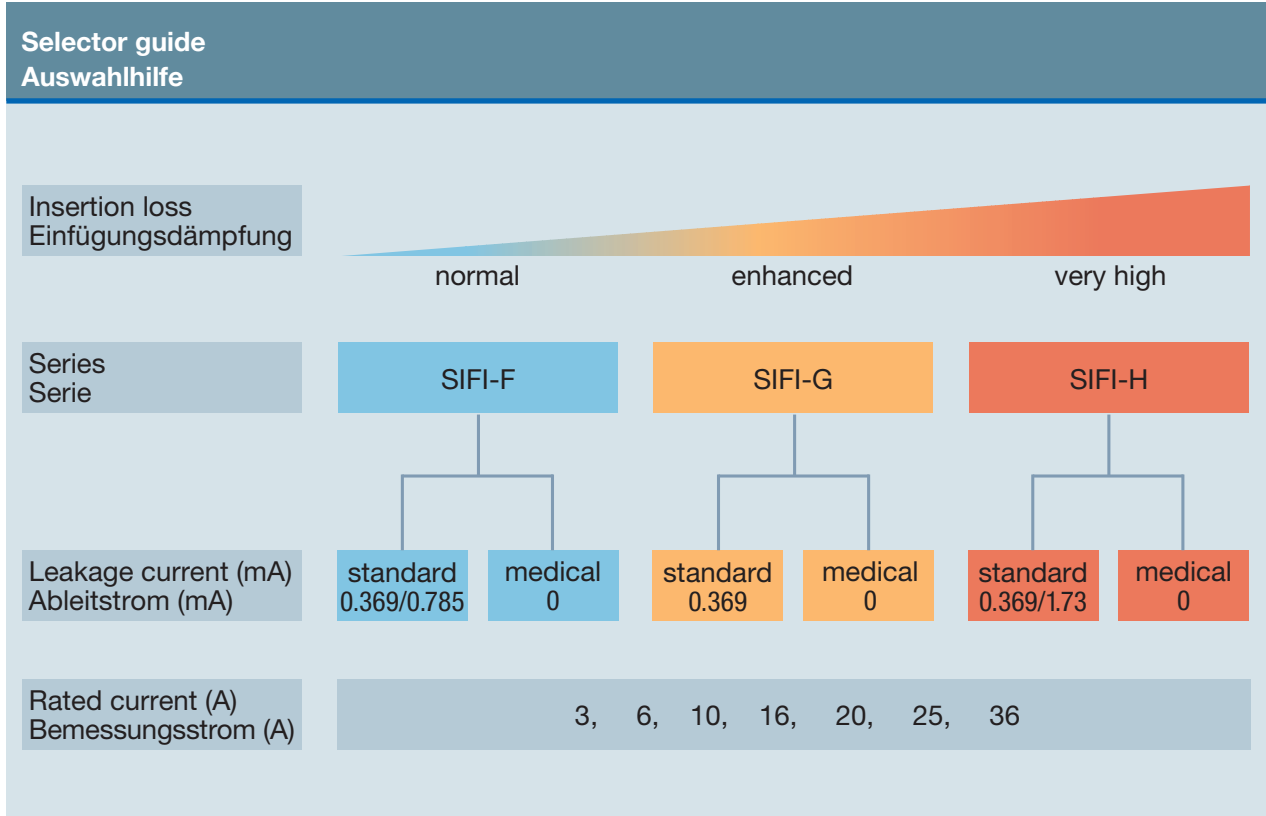
For further information please contact your TDK-Lambda sales office

SIFI Series F, G, Baureihe SIFI-F, -G, -H

Technical data Technische Daten									
I _R A	C _R (Class) (Klasse)	L _R mH	I _{LK} mA	Case Gehäuse	Dimensions (mm) Maße (mm)		Ordering code Bestellnummer	Approvals Approbationen	
					l x b x h	l ₁			
SIFI-G: Standard for enhanced insertion loss SIFI-G: Standard für erhöhte Dämpfung									
3	2 x 0.22 µF (X2) + 2 x 4700 pF (Y2)	2 x 10	0.369	B	63 x 51 x 29	89.5	B84112G0000B030	x	x
6	2 x 0.47 µF (X2) + 2 x 4700 pF (Y2)	2 x 3.3	0.369	B	63 x 51 x 29	89.5	B84112G0000B060	x	x
10	2 x 0.68 µF (X2) + 2 x 4700 pF (Y2)	2 x 1.8	0.369	B	63 x 51 x 29	89.5	B84112G0000B110	x	x
16	2 x 0.47 µF (X2) + 2 x 4700 pF (Y2)	2 x 1.8	0.369	B	63 x 51 x 29	89.5	B84112G0000B116	x	x
20	2 x 1.0 µF (X2) + 2 x 4700 pF (Y2)	2 x 1.8	0.369	G	91 x 51 x 43	135	B84112G0000G120	x	x
25	2 x 1.0 µF (X2) + 2 x 4700 pF (Y2)	2 x 1.6	0.369	G	91 x 51 x 43	135	B84112G0000G125	x	x
36	2 x 1.5 µF (X2) + 2 x 4700 pF (Y2)	2 x 0.8	0.369	G	91 x 51 x 43	135	B84112G0000G136	x	x
SIFI-G: Medical version for enhanced insertion loss SIFI-G: Medizinversion für erhöhte Dämpfung									
3	2 x 0.22 µF (X2)	2 x 10	0	B	63 x 51 x 29	89.5	B84112G0000M030	x	x
6	2 x 0.47 µF (X2)	2 x 3.3	0	B	63 x 51 x 29	89.5	B84112G0000M060	x	x
10	2 x 0.68 µF (X2)	2 x 1.8	0	B	63 x 51 x 29	89.5	B84112G0000M110	x	x
16	2 x 0.47 µF (X2)	2 x 1.8	0	B	63 x 51 x 29	89.5	B84112G0000M116	x	x
20	2 x 1.0 µF (X2)	2 x 1.8	0	G	91 x 51 x 43	135	B84112G0000M120	x	x
25	2 x 1.0 µF (X2)	2 x 1.6	0	G	91 x 51 x 43	135	B84112G0000M125	x	x
36	2 x 1.5 µF (X2)	2 x 0.8	0	G	91 x 51 x 43	135	B84112G0000M136	x	x
SIFI-H: Standard for very high insertion loss SIFI-H: Standard für sehr hohe Dämpfung									
3	2 x 1.0 µF (X2) + 2 x 4700 pF (Y2)	4 x 5.9	0.369	B	63 x 51 x 38	89.5	B84113H0000B030	x	x
6	2 x 1.0 µF (X2) + 2 x 4700 pF (Y2)	4 x 3.6	0.369	B	63 x 51 x 38	89.5	B84113H0000B060	x	x
10	2 x 1.5 µF (X2) + 2 x 4700 pF (Y2)	4 x 3.9	0.369	B	91 x 51 x 43	117.5	B84113H0000B110	x	x
16	2 x 1.5 µF (X2) + 2 x 4700 pF (Y2)	4 x 1.3	0.369	B	91 x 51 x 43	117.5	B84113H0000B116	x	x
20	2 x 2.2 µF (X2) + 2 x 22 nF (Y2)	4 x 1.2	1.73	G	133 x 58 x 53	177	B84113H0000G120	x	x
25	2 x 2.2 µF (X2) + 2 x 22 nF (Y2)	4 x 0.8	1.73	G	133 x 58 x 53	177	B84113H0000G125	x	x
36	2 x 3.3 µF (X2) + 2 x 22 nF (Y2)	4 x 0.5	1.73	G	133 x 58 x 53	177	B84113H0000G136	x	x
SIFI-H: Medical version for very high insertion loss SIFI-H: Medizinversion für sehr hohe Dämpfung									
3	2 x 1.0 µF (X2)	4 x 5.9	0	B	63 x 51 x 38	89.5	B84113H0000M030	x	x
6	2 x 1.0 µF (X2)	4 x 3.6	0	B	63 x 51 x 38	89.5	B84113H0000M060	x	x
10	2 x 1.5 µF (X2)	4 x 3.9	0	B	91 x 51 x 43	117.5	B84113H0000M110	x	x
16	2 x 1.5 µF (X2)	4 x 1.3	0	B	91 x 51 x 43	117.5	B84113H0000M116	x	x
20	2 x 2.2 µF (X2)	4 x 1.2	0	G	133 x 58 x 53	177	B84113H0000M120	x	x
25	2 x 2.2 µF (X2)	4 x 0.8	0	G	133 x 58 x 53	177	B84113H0000M125	x	x
36	2 x 3.3 µF (X2)	4 x 0.5	0	G	133 x 58 x 53	177	B84113H0000M136	x	x

For further information please contact your TDK-Lambda sales office

SIFI Series F, G, H Baureihe SIFI-F, -G, -H



Technical data
Technische Daten

I _R	C _R (Class) (Klasse)	L _R	I _{LK}	Case Gehäuse	Dimensions (mm) Maße (mm)		Ordering code Bestellnummer	Approvals Approbationen	
					l x b x h	l ₁			
A		mH	mA						

SIFI-F: Standard for normal insertion loss
SIFI-F: Standard für normale Dämpfung

3	2 x 0.1 µF (X2) + 2 x 4700 pF (Y2)	2 x 1.5	0.369	B	35 x 43.5 x 26	60.6	B84111F0000B030	x	x
6	2 x 0.1 µF (X2) + 2 x 4700 pF (Y2)	2 x 1.8	0.369	B	35 x 43.5 x 26	60.6	B84111F0000B060	x	x
10	2 x 0.1 µF (X2) + 2 x 4700 pF (Y2)	2 x 0.87	0.369	B	35 x 43.5 x 26	60.6	B84111F0000B110	x	x
16	2 x 0.1 µF (X2) + 2 x 4700 pF (Y2)	2 x 0.65	0.369	B	48 x 45.0 x 26	74.6	B84111F0000B116	x	x
20	2 x 0.1 µF (X2) + 2 x 4700 pF (Y2)	2 x 0.43	0.369	B	48 x 45.0 x 26	74.6	B84111F0000B120	x	x
25	2 x 0.1 µF (X2) + 2 x 4700 pF (Y2)	2 x 0.66	0.369	G	63 x 51.0 x 38	107	B84111F0000G125	x	x
36	2 x 0.47 µF (X2) + 2 x 10 nF (Y2)	2 x 0.40	0.785	G	63 x 51.0 x 38	107	B84111F0000G136	x	x

SIFI-F: Medical version for normal insertion loss
SIFI-F: Medizinversion für normal Dämpfung

3	2 x 0.1 µF (X2)	2 x 1.5	0	B	35 x 43.5 x 26	60.6	B84111F0000M030	x	x
6	2 x 0.1 µF (X2)	2 x 1.8	0	B	35 x 43.5 x 26	60.6	B84111F0000M060	x	x
10	2 x 0.1 µF (X2)	2 x 0.87	0	B	35 x 43.5 x 26	60.6	B84111F0000M110	x	x
16	2 x 0.1 µF (X2)	2 x 0.65	0	B	48 x 45.0 x 26	74.6	B84111F0000M116	x	x
20	2 x 0.1 µF (X2)	2 x 0.43	0	B	48 x 45.0 x 26	74.6	B84111F0000M120	x	x
25	2 x 0.1 µF (X2)	2 x 0.66	0	G	63 x 51.0 x 38	107	B84111F0000M125	x	x
36	2 x 0.47 µF (X2)	2 x 0.40	0	G	63 x 51.0 x 38	107	B84111F0000M136	x	x

x = approval granted

For further information please contact your TDK-Lambda sales office



TDK-Lambda France SAS

ZAC des Delaches
CS 41077
9 rue Thuillere
91978 Villebon Courtaboeuf
France
Tel: +33 1 60 12 71 65
Fax: +33 1 60 12 71 66
france@fr.tdk-lambda.com
www.fr.tdk-lambda.com



Italy Sales Office

Via dei Lavoratori 128/130
20092 Cinisello Balsamo (MI)
Italy
Tel: +39 02 61 29 38 63
Fax: +39 02 61 29 09 00
info.italia@it.tdk-lambda.com
www.it.tdk-lambda.com



Netherlands

info@tdk-lambda.nl
www.tdk-lambda.nl



TDK-Lambda Germany GmbH

Karl-Bold-Strasse 40
77855 Achem
Germany
Tel: +49 7841 666 0
Fax: +49 7841 5000
info.germany@de.tdk-lambda.com
www.de.tdk-lambda.com



Austria Sales Office

Aredstrasse 22
2544 Leobersdorf
Austria
Tel: +43 2256 655 84
Fax: +43 2256 645 12
info.germany@de.tdk-lambda.com
www.de.tdk-lambda.com



Scandinavia Sales Office

Valdemarsgade 7
4100 Ringsted
Denmark
Tel: +45 58 10 35 56
Fax: +45 69 80 44 99
info@de.tdk-lambda.com
www.emea.tdk-lambda.com



Switzerland Sales Office

Bahnhofstrasse 50
8305 Dietlikon
Switzerland
Tel: +41 44 850 53 53
Fax: +41 44 850 53 53
info@de.tdk-lambda.com
www.de.tdk-lambda.com



TDK-Lambda UK Ltd.

Kingsley Avenue
Ilfracombe
Devon EX34 8ES
United Kingdom
Tel: +44 (0) 12 71 85 66 66
Fax: +44 (0) 12 71 86 48 94
powersolutions@uk.tdk-lambda.com
www.uk.tdk-lambda.com



TDK-Lambda Ltd.


Kibbutz
Givat Hashlosa 48800
Israel
Tel: +9 723 902 4333
Fax: +9 723 902 4777
info@tdk-lambda.co.il
www.tdk-lambda.co.il



Russia

Technical Support:
St Petersburg
Tel: +7 (812) 6580463
Sales:
Moscow
info@tdk-lambda.ru
www.tdk-lambda.ru

Local Distribution



www.emea.tdk-lambda.com