






# January 6

## Four Strips, 3", Dark



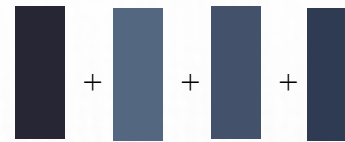
## Cut

- |   |   |   |             |   |   |   |           |
|---|---|---|-------------|---|---|---|-----------|
| 1 |   | A | Dark Dark   | 1 |   | B | Medium    |
|   |   |   | 1¼" x 3½"   |   |   |   | 1¼" x 3½" |
| 1 |  | C | Medium Dark | 1 |  | D | Dark      |
|   |   |   | 1¼" x 3½"   |   |   |   | 1¼" x 3½" |

Vary the tones and fabrics as desired.

## Sew

Join:



Sew, right sides together, with a scant ¼" seam. Press.