



a


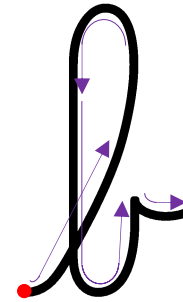
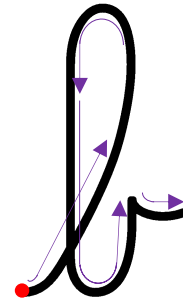
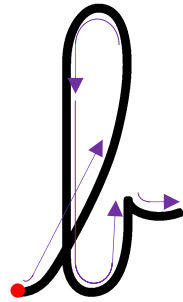
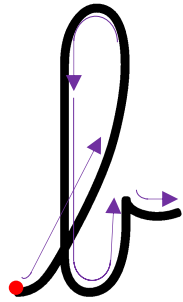
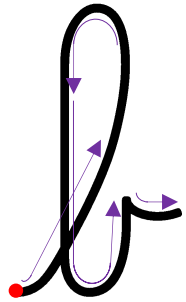
a

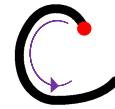
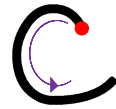
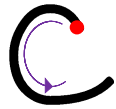
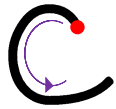
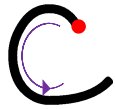
a

a

a

a





c



d

d

d

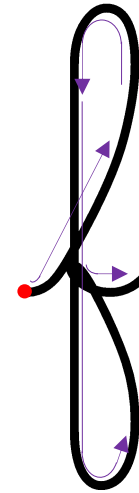
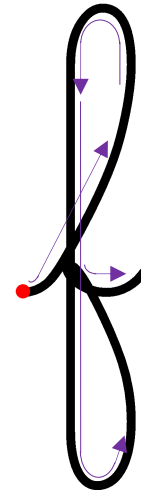
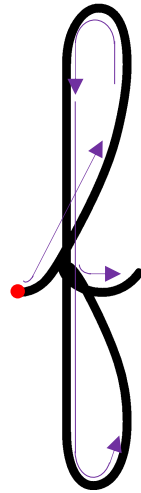
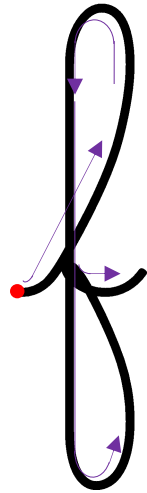
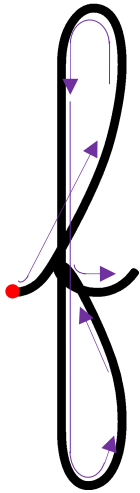
d

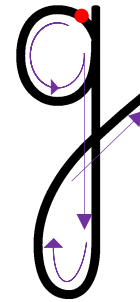


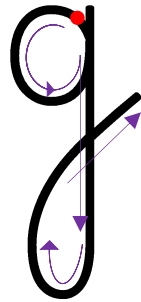

d

d



l







h

h

h

h

h

h





i


i

i

i

i

i



j



k






k

k




k

k






k



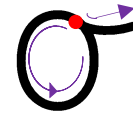
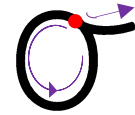
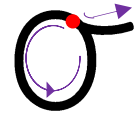
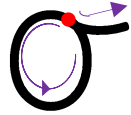
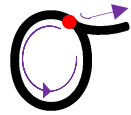
Handwriting practice lines consisting of a top grey line, a blue line, a grey line, a green line, a red line, a grey line, a pink line, a grey line, and a bottom grey line. A single cursive lowercase letter 'l' is written on the left side, spanning from the blue line to the red line.



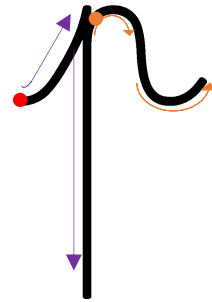
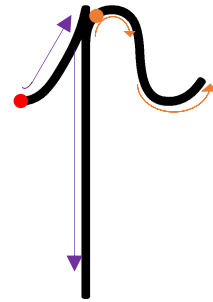
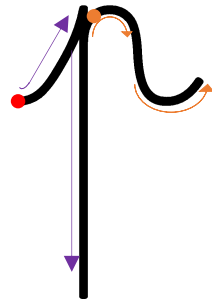
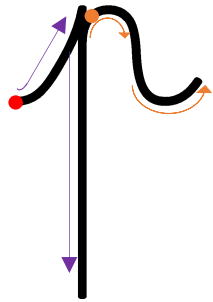
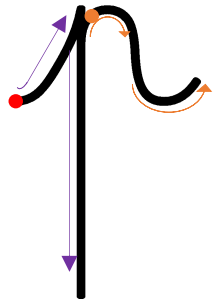
Handwriting practice lines consisting of a top black line, a middle blue line, a baseline gray line, and a bottom red line. A cursive 'm' is written on the red line, and the rest of the lines are blank for practice.



n






a



Handwriting practice lines for the cursive letter 'n'. The page features several horizontal lines: a top black line, a blue line, a grey line, a green line, a red line, a light red line, a grey line, and a bottom black line. A single cursive 'n' is written on the red line, starting from the light red line. The rest of the lines are blank for practice.







Handwriting practice lines consisting of a top black line, a middle blue line, a baseline black line, and a bottom red line. A cursive letter 'n' is written on the blue line, starting from the red line and reaching the black line. Below this, there are two more sets of lines (black, blue, black, red) for practice.



A set of handwriting practice lines consisting of eight horizontal lines. From top to bottom, the lines are: black, blue, grey, green, red, grey, light red, and black. A single cursive letter 'd' is written on the red line, starting from the top of the red line and extending down to the bottom of the red line.



上

上

上


上

上

上



u



Handwriting practice lines consisting of multiple horizontal lines in black, blue, green, red, and grey. A cursive 'u' is written on the green line.

u



w

w

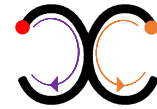
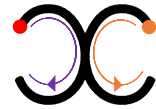
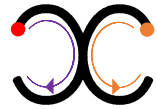
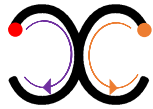
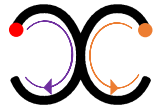
w

w

w

Handwriting practice lines consisting of multiple horizontal lines in black, blue, green, and red. The first line is black, the second is blue, the third is grey, the fourth is green, the fifth is red, the sixth is grey, the seventh is red, the eighth is grey, and the ninth is black.







w

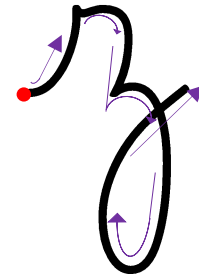
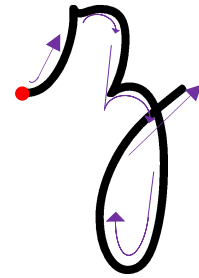
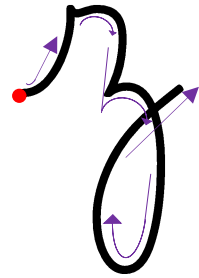




Handwriting practice lines consisting of multiple horizontal lines in black, blue, grey, green, and red. A cursive 'x' is positioned on the green line.




x





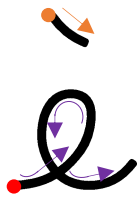







Handwriting practice lines consisting of a top black line, a blue line, a grey line, a green line, a red line, a grey line, a red line, a grey line, and a bottom black line. A cursive letter 'z' is written on the red line, starting from the blue line and ending at the bottom red line.



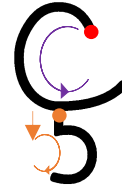
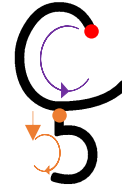
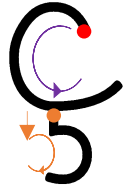
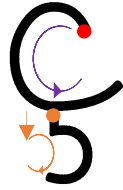
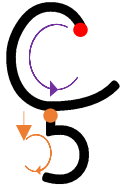
é



e



l



C