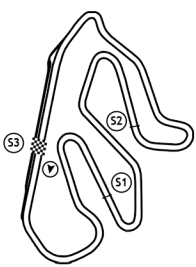


CIRCUIT DE LEDENON - 3,150 KM

20 & 21 SEPTEMBRE 2014

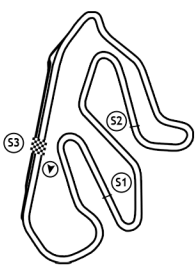
Cl	Num	Team	Cond 1	Cond 2	Classe	Tours	Temps	Ecart	Interv.	Moyenne	M.Tour	Vitesse
1	939	GM SPORT	IRISSOU Pierre-Cecil	IRISSOU Pierre-Cecil	RCZ [1]	24	45:00.878			100,76	1:33.483	121,30
2	913	AKF MOTORSPORT	HENSELER Wolfgang	HENSELER Wolfgang	SPIDER [1]	24	45:34.697	+33.819	+33.819	99,52	1:33.658	121,07
3	900	THIEBE AUTO	JURADO Franck	WIART Eric	SPIDER [2]	24	46:06.242	+1:05.364	+31.545	98,38	1:31.772	123,56
4	903	GM SPORT	CHILA Adrien	DELPIT Frederic	SPIDER [3]	24	46:08.828	+1:07.950	+2.586	98,29	1:31.887	123,41
5	912	GENERATION STUNT	GUESDON Alexandre	GUESDON Alexandre	SPIDER [4]	24	46:09.589	+1:08.711	+0.761	98,26	1:32.417	122,70
6	911	GRAFF	FORT Xavier	FORT Xavier	SPIDER [5]	23	45:20.987	+1 Tour	+1 Tour	95,85	1:32.919	122,04
7	932	HRC COMPETITION	FERMAUD Laurent	PEYRAT Jérôme	RCZ [2]	23	45:24.712	+1 Tour	+3.725	95,72	1:35.468	118,78
8	910	HRC	VAUCHER Quentin	VAUCHER Quentin	SPIDER [6]	23	45:40.464	+1 Tour	+15.752	95,17	1:32.379	122,75
9	905	TEAM BERNARD RACING	BERNARD Jacques	BERNARD Jacques	SPIDER [7]	20	40:33.657	+4 Tours	+3 Tours	93,19	1:34.032	120,59
<i>Concurrents n'ayant pas effectué 75% de la distance à parcourir.</i>												
	914	GRAFF RACING	MEO Gérard	MEO Gérard	SPIDER [8]	10	27:02.445	+14 Tours	+10 Tours	69,89	1:42.656	110,46
	909	GM SPORT	BINET Jean	BINET Jean	SPIDER [9]	8	14:34.744	+16 Tours	+2 Tours	103,71	1:34.800	119,62
	908	GENERATION STUNT	PIGASSOU Frédéric	PIGASSOU Frédéric	SPIDER [10]	5	8:31.121	+19 Tours	+3 Tours	110,93	1:33.409	121,40
	923	AKF-MOTORSPORT	FREYMUTH Oliver	FREYMUTH Oliver	SPIDER [11]	3	4:56.293	+21 Tours	+2 Tours	114,81	1:34.936	119,44

Meilleur tour : 900 THIEBE AUTO - 1:31.772

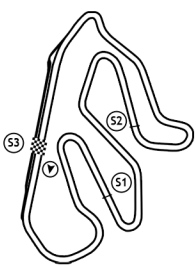


Grille	939	913	912	911	908	900	910	903	909	932	923	905	914
--------	-----	-----	-----	-----	-----	-----	-----	-----	-----	-----	-----	-----	-----

	1.	2.	3.	4.	5.	6.	7.	8.	9.	10.	11.	12.	13.
Départ													
Tour 1	912	900	939	908	913	910	911	909	923	905	932	914	903
Tour 2	912	908	939	913	910	911	909	923	905	900	932	903	914
Tour 3	912	908	939	913	910	909	923	911	905	900	903	932	914
Tour 4	912	908	939	910	913	909	911	900	905	903	932	914	
Tour 5	912	908	939	910	913	909	911	900	905	903	932	914	
Tour 6	912	939	910	913	909	911	900	905	903	932	914		
Tour 7	912	939	910	913	909	911	900	903	905	932	914		
Tour 8	912	910	939	913	909	900	911	903	905	932	914		
Tour 9	912	910	939	913	900	903	911	905	932	914			
Tour 10	912	910	900	903	913	939	911	905	932	914			
Tour 11	912	910	900	903	911	913	939	905	932				
Tour 12	912	910	900	903	911	913	939	905	932				
Tour 13	939	912	910	900	903	911	905	932	913				
Tour 14	912	900	903	911	905	932	910	939	913				
Tour 15	910	939	913	912	905	900	911	903	932				
Tour 16	939	913	912	900	905	903	932	911	910				
Tour 17	939	913	912	900	905	903	932	911	910				
Tour 18	939	913	912	900	903	905	932	911	910				
Tour 19	939	913	900	912	903	905	932	911	910				
Tour 20	939	913	900	912	903	911	932	905	910				
Tour 21	939	913	900	912	903	911	932	910					
Tour 22	939	913	900	912	903	911	932	910					
Tour 23	939	913	900	912	903	911	932	910					
Tour 24	939	913	900	903	912								

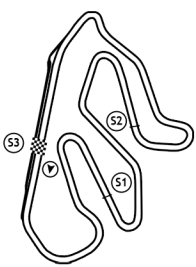


Seq	Num	Heure	Secteur 1	Secteur 2	Secteur 3	Tour	Temps
900 THIEBE AUTO							
14							START
30	900	1:41.911	33.787	28.069	35.653	1	
51	900	3:27.601	31.251	27.375	47.064	2	1:45.690
64	900	5:00.128	30.619	27.216	34.692	3	1:32.527
75	900	6:34.929	30.370	27.708	36.723	4	1:34.801
77		6:39.961					YELLOW FLAG
88	900	8:37.755	30.659	27.791	1:04.376	5	2:02.826
93		11:20.285					START
100	900	11:25.518	57.214	57.081	53.468	6	2:47.763
111	900	13:01.083	32.380	27.502	35.683	7	1:35.565
121	900	14:35.053	30.791	28.154	35.025	8	1:33.970
131	900	16:08.556	31.247	27.646	34.610	9	1:33.503
139	900	17:42.059	30.659	27.559	35.285	10	1:33.503
148	900	19:15.131	30.729	27.311	35.032	11	1:33.072
157	900	20:47.393	30.397	27.209	34.656	12	1:32.262
159		20:47.838					YELLOW FLAG
168	900	22:51.521	30.661	27.452	1:06.015	13	2:04.128
174	900	[IN] 25:36.782	56.959	49.418	58.884	14	
181		27:58.793					START
190	900	32:14.397		28.362	35.583	15	
197	900	33:46.664	30.845	26.955	34.467	16	1:32.267
206	900	35:18.436	30.221	26.864	34.687	17	1:31.772
215	900	36:52.053	31.534	27.138	34.945	18	1:33.617
223	900	38:24.434	30.925	27.008	34.448	19	1:32.381
232	900	39:57.360	30.315	27.147	35.464	20	1:32.926
241	900	41:30.062	30.944	27.184	34.574	21	1:32.702
249	900	43:02.284	30.604	26.980	34.638	22	1:32.222
257	900	44:34.344	30.428	26.909	34.723	23	1:32.060
260		45:00.331					FINISH
266	900	46:06.242	30.377	27.047	34.474	24	1:31.898



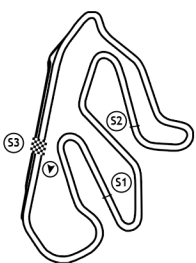
CIRCUIT DE LEDENON - 3,150 KM
20 & 21 SEPTEMBRE 2014

Seq	Num	Heure	Secteur 1	Secteur 2	Secteur 3	Tour	Temps
903 GM SPORT							
14							START
41	903	1:56.797	48.286	28.173	35.734	1	
53	903	3:31.726	31.290	27.686	35.953	2	1:34.929
66	903	5:06.885	31.383	27.809	35.967	3	1:35.159
77		6:39.961					YELLOW FLAG
78	903	6:40.808	31.189	27.517	35.217	4	1:33.923
90	903	8:39.690	31.346	28.635	58.901	5	1:58.882
93		11:20.285					START
102	903	11:27.169	57.545	57.199	52.735	6	2:47.479
112	903	13:01.405	31.294	27.790	35.152	7	1:34.236
122	903	14:35.592	31.035	27.907	35.245	8	1:34.187
132	903	16:09.926	31.592	27.889	34.853	9	1:34.334
140	903	17:42.964	30.395	27.492	35.151	10	1:33.038
149	903	19:15.389	30.534	27.203	34.688	11	1:32.425
158	903	20:47.698	30.423	27.336	34.550	12	1:32.309
159		20:47.838					YELLOW FLAG
169	903	22:52.394	31.264	27.747	1:05.685	13	2:04.696
175	903	[IN] 25:37.652	56.832	49.343	59.083	14	
181		27:58.793					START
192	903	32:16.096		27.509	35.114	15	
199	903	33:50.206	31.788	27.488	34.834	16	1:34.110
208	903	35:22.887	30.340	27.180	35.161	17	1:32.681
216	903	36:55.141	30.570	27.076	34.608	18	1:32.254
225	903	38:27.165	30.356	26.898	34.770	19	1:32.024
234	903	39:59.738	30.372	27.664	34.537	20	1:32.573
243	903	41:32.101	30.415	27.049	34.899	21	1:32.363
251	903	43:04.511	30.474	27.291	34.645	22	1:32.410
259	903	44:36.941	30.364	27.270	34.796	23	1:32.430
260		45:00.331					FINISH
267	903	46:08.828	30.339	27.130	34.418	24	1:31.887



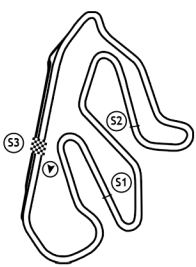
CIRCUIT DE LEDENON - 3,150 KM
20 & 21 SEPTEMBRE 2014

Seq	Num	Heure	Secteur 1	Secteur 2	Secteur 3	Tour	Temps
905 TEAM BERNARD RACING							
14							START
38	905	1:47.151	36.320	28.850	36.602	1	
50	905	3:23.427	31.665	27.980	36.631	2	1:36.276
63	905	4:58.964	31.498	27.977	36.062	3	1:35.537
76	905	6:35.233	31.144	27.839	37.286	4	1:36.269
77		6:39.961					YELLOW FLAG
89	905	8:38.995	31.246	28.042	1:04.474	5	2:03.762
93		11:20.285					START
101	905	11:26.889	57.053	57.455	53.386	6	2:47.894
113	905	13:03.155	31.422	29.044	35.800	7	1:36.266
124	905	14:37.885	31.118	27.749	35.863	8	1:34.730
134	905	16:12.637	30.935	27.971	35.846	9	1:34.752
144	905	17:47.491	31.191	27.950	35.713	10	1:34.854
153	905	19:21.875	31.043	27.642	35.699	11	1:34.384
159		20:47.838					YELLOW FLAG
163	905	20:56.427	31.017	27.550	35.985	12	1:34.552
171	905	22:54.175	31.625	27.725	58.398	13	1:57.748
177	905	[IN] 25:40.269	56.667	49.799	59.628	14	
181		27:58.793					START
189	905	32:14.227		28.980	35.668	15	
198	905	33:48.844	31.284	27.602	35.731	16	1:34.617
207	905	35:22.876	30.863	27.529	35.640	17	1:34.032
217	905	36:58.450	31.786	27.801	35.987	18	1:35.574
226	905	38:33.246	30.992	28.000	35.804	19	1:34.796
238	905	[IN] 40:33.657	46.335	33.055	41.021	20	
260		45:00.331					FINISH



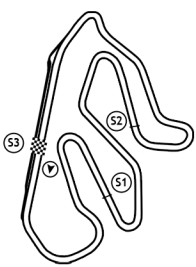
CIRCUIT DE LEDENON - 3,150 KM
20 & 21 SEPTEMBRE 2014

Seq	Num	Heure	Secteur 1	Secteur 2	Secteur 3	Tour	Temps
908 GENERATION STUNT							
14							START
32	908	1:42.511	34.404	27.984	35.878	1	
43	908	3:16.397	31.211	27.302	35.373	2	1:33.886
56	908	4:49.806	31.099	27.145	35.165	3	1:33.409
69	908	6:23.244	30.937	27.203	35.298	4	1:33.438
77		6:39.961					YELLOW FLAG
82	908	8:31.121	31.318	28.229	1:08.330	5	2:07.877
93		11:20.285					START
159		20:47.838					YELLOW FLAG
181		27:58.793					START
260		45:00.331					FINISH



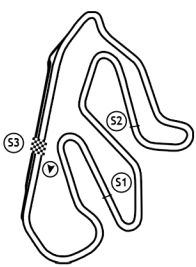
CIRCUIT DE LEDENON - 3,150 KM
20 & 21 SEPTEMBRE 2014

Seq	Num	Heure	Secteur 1	Secteur 2	Secteur 3	Tour	Temps
909 GM SPORT							
14							START
36	909	1:44.868	35.474	28.986	35.545	1	
48	909	3:20.389	31.765	28.545	35.211	2	1:35.521
60	909	4:55.919	31.182	28.660	35.688	3	1:35.530
73	909	6:31.632	31.418	27.767	36.528	4	1:35.713
77		6:39.961					YELLOW FLAG
86	909	8:36.505	31.939	28.125	1:04.809	5	2:04.873
93		11:20.285					START
98	909	11:24.614	56.705	56.884	54.520	6	2:48.109
109	909	12:59.944	31.846	28.060	35.424	7	1:35.330
120	909	14:34.744	31.248	28.099	35.453	8	1:34.800
159		20:47.838					YELLOW FLAG
181		27:58.793					START
260		45:00.331					FINISH



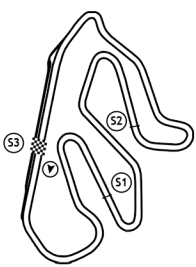
CIRCUIT DE LEDENON - 3,150 KM
20 & 21 SEPTEMBRE 2014

Seq	Num	Heure	Secteur 1	Secteur 2	Secteur 3	Tour	Temps
910 HRC							
14							START
34	910	1:43.868	35.502	28.419	35.466	1	
46	910	3:19.187	32.219	27.624	35.476	2	1:35.319
59	910	4:54.335	31.290	28.512	35.346	3	1:35.148
71	910	6:28.483	31.553	27.757	34.838	4	1:34.148
77		6:39.961					YELLOW FLAG
84	910	8:33.634	30.367	27.518	1:07.266	5	2:05.151
93		11:20.285					START
96	910	11:23.533	57.242	56.215	56.442	6	2:49.899
107	910	12:58.003	31.215	27.638	35.617	7	1:34.470
117	910	14:30.925	31.006	27.003	34.913	8	1:32.922
128	910	16:03.304	30.031	26.956	35.392	9	1:32.379
138	910	17:35.895	30.157	27.350	35.084	10	1:32.591
147	910	19:08.671	30.249	27.308	35.219	11	1:32.776
156	910	20:41.473	30.363	27.283	35.156	12	1:32.802
159		20:47.838					YELLOW FLAG
167	910	22:51.028	30.819	28.150	1:10.586	13	2:09.555
179	910	25:46.447	56.615	49.541	1:09.263	14	2:55.419
181		27:58.793					START
182	910	[IN] 27:59.119	50.143	38.863	43.666	15	
204	910	34:43.569		27.779	35.295	16	
213	910	36:16.803	30.422	27.320	35.492	17	1:33.234
222	910	37:49.857	30.303	27.368	35.383	18	1:33.054
231	910	39:23.460	30.523	27.390	35.690	19	1:33.603
240	910	40:57.440	30.902	27.451	35.627	20	1:33.980
248	910	42:31.585	30.838	27.612	35.695	21	1:34.145
256	910	44:06.091	31.125	27.773	35.608	22	1:34.506
260		45:00.331					FINISH
265	910	45:40.464	30.846	27.392	36.135	23	1:34.373



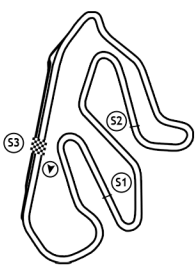
CIRCUIT DE LEDENON - 3,150 KM
20 & 21 SEPTEMBRE 2014

Seq	Num	Heure	Secteur 1	Secteur 2	Secteur 3	Tour	Temps
911 GRAFF							
14							START
35	911	1:44.638	35.362	29.127	35.815	1	
47	911	3:19.586	31.735	27.782	35.431	2	1:34.948
62	911	4:56.727	31.284	29.045	36.812	3	1:37.141
74	911	6:33.467	31.736	28.135	36.869	4	1:36.740
77		6:39.961					YELLOW FLAG
87	911	8:37.105	31.017	27.947	1:04.674	5	2:03.638
93		11:20.285					START
99	911	11:25.171	56.852	57.125	54.089	6	2:48.066
110	911	13:00.958	31.704	28.116	35.967	7	1:35.787
123	911	14:35.541	31.113	27.562	35.908	8	1:34.583
133	911	16:11.170	31.496	28.508	35.625	9	1:35.629
143	911	17:44.089	30.156	27.140	35.623	10	1:32.919
150	911	19:17.830	31.400	27.070	35.271	11	1:33.741
159		20:47.838					YELLOW FLAG
160	911	20:50.958	30.706	27.049	35.373	12	1:33.128
170	911	22:53.463	30.072	27.463	1:04.970	13	2:02.505
176	911	[IN] 25:39.397	56.437	49.662	59.835	14	
181		27:58.793					START
191	911	32:15.978		27.521	35.379	15	
202	911	34:08.298	48.428	27.932	35.960	16	1:52.320
211	911	35:43.981	31.135	27.390	37.158	17	1:35.683
220	911	37:19.245	31.738	27.966	35.560	18	1:35.264
229	911	38:55.598	31.285	28.371	36.697	19	1:36.353
236	911	40:30.261	31.253	27.699	35.711	20	1:34.663
245	911	42:06.200	31.488	27.753	36.698	21	1:35.939
253	911	43:42.436	31.503	27.781	36.952	22	1:36.236
260		45:00.331					FINISH
262	911	45:20.987	32.563	28.768	37.220	23	1:38.551



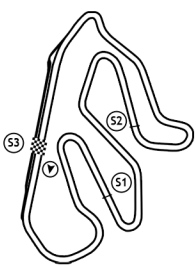
CIRCUIT DE LEDENON - 3,150 KM
20 & 21 SEPTEMBRE 2014

Seq	Num	Heure	Secteur 1	Secteur 2	Secteur 3	Tour	Temps
912 GENERATION STUNT							
14							START
29	912	1:41.698	33.778	28.167	35.752	1	
42	912	3:15.169	31.065	27.446	34.960	2	1:33.471
55	912	4:48.664	30.968	27.270	35.257	3	1:33.495
68	912	6:22.097	30.828	27.411	35.194	4	1:33.433
77		6:39.961					YELLOW FLAG
81	912	8:29.695	30.759	27.886	1:08.953	5	2:07.598
93		11:20.285					START
94	912	11:22.312	59.028	55.959	57.630	6	2:52.617
105	912	12:55.805	31.350	27.296	34.847	7	1:33.493
116	912	14:28.707	30.844	27.177	34.881	8	1:32.902
127	912	16:01.311	30.513	27.143	34.948	9	1:32.604
137	912	17:34.080	30.569	27.286	34.914	10	1:32.769
146	912	19:07.268	30.695	27.364	35.129	11	1:33.188
155	912	20:40.303	30.953	27.209	34.873	12	1:33.035
159		20:47.838					YELLOW FLAG
166	912	22:50.471	30.811	27.855	1:11.502	13	2:10.168
173	912	[IN] 25:34.293	56.512	49.535	57.775	14	
181		27:58.793					START
188	912	32:12.214		27.696	34.879	15	
196	912	33:45.224	30.828	27.302	34.880	16	1:33.010
205	912	35:18.282	30.800	27.217	35.041	17	1:33.058
214	912	36:51.846	31.170	27.496	34.898	18	1:33.564
224	912	38:25.557	31.153	27.641	34.917	19	1:33.711
233	912	39:58.261	30.625	27.121	34.958	20	1:32.704
242	912	41:31.606	30.941	27.303	35.101	21	1:33.345
250	912	43:04.197	30.429	27.192	34.970	22	1:32.591
258	912	44:36.614	30.336	27.159	34.922	23	1:32.417
260		45:00.331					FINISH
268	912	46:09.589	30.951	27.337	34.687	24	1:32.975



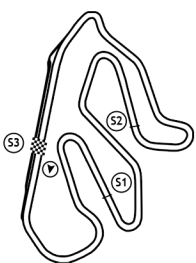
CIRCUIT DE LEDENON - 3,150 KM
20 & 21 SEPTEMBRE 2014

Seq	Num	Heure	Secteur 1	Secteur 2	Secteur 3	Tour	Temps
913 AKF MOTORSPORT							
14							START
33	913	1:43.380	35.437	28.218	35.711	1	
45	913	3:18.585	31.955	27.752	35.498	2	1:35.205
58	913	4:54.110	31.612	28.358	35.555	3	1:35.525
72	913	6:28.929	31.542	28.548	34.729	4	1:34.819
77		6:39.961					YELLOW FLAG
85	913	8:35.200	31.134	28.122	1:07.015	5	2:06.271
93		11:20.285					START
97	913	11:24.294	56.801	56.477	55.816	6	2:49.094
108	913	12:59.389	31.785	27.910	35.400	7	1:35.095
119	913	14:33.646	31.496	27.708	35.053	8	1:34.257
130	913	16:07.453	31.280	27.644	34.883	9	1:33.807
141	913	17:43.115	31.239	27.919	36.504	10	1:35.662
151	913	19:19.296	31.909	28.465	35.807	11	1:36.181
159		20:47.838					YELLOW FLAG
161	913	[IN] 20:52.527	31.706	27.801	33.724	12	
181		27:58.793					START
183	913	28:04.273		36.113	47.586	13	
185	913	29:40.774	31.909	28.584	36.008	14	1:36.501
187	913	31:14.866	31.352	27.465	35.275	15	1:34.092
195	913	32:48.524	31.159	27.479	35.020	16	1:33.658
203	913	34:22.514	31.244	27.556	35.190	17	1:33.990
212	913	35:56.699	31.547	27.400	35.238	18	1:34.185
221	913	37:31.217	31.153	27.532	35.833	19	1:34.518
230	913	39:08.832	32.580	28.408	36.627	20	1:37.615
239	913	40:45.319	32.503	28.090	35.894	21	1:36.487
247	913	42:22.287	32.185	28.419	36.364	22	1:36.968
255	913	43:59.123	32.083	28.382	36.371	23	1:36.836
260		45:00.331					FINISH
264	913	45:34.697	31.819	27.996	35.759	24	1:35.574



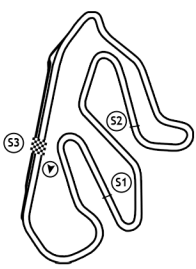
CIRCUIT DE LEDENON - 3,150 KM
20 & 21 SEPTEMBRE 2014

Seq	Num	Heure	Secteur 1	Secteur 2	Secteur 3	Tour	Temps
914 GRAFF RACING							
14							START
40	914	1:56.672	38.984	32.373	39.755	1	
54	914	3:41.829	35.305	30.741	39.111	2	1:45.157
67	914	5:26.786	35.160	30.853	38.944	3	1:44.957
77		6:39.961					YELLOW FLAG
80	914	7:23.488	35.066	30.544	51.092	4	1:56.702
92	914	9:11.469	36.894	31.437	39.650	5	1:47.981
93		11:20.285					START
104	914	11:29.765	37.182	48.523	52.591	6	2:18.296
115	914	13:12.421	33.704	30.364	38.588	7	1:42.656
126	914	14:55.483	34.541	29.971	38.550	8	1:43.062
136	914	16:38.537	34.050	30.893	38.111	9	1:43.054
159		20:47.838					YELLOW FLAG
180	914	[IN] 27:02.445	34.362	31.102	9:18.444	10	
181		27:58.793					START
260		45:00.331					FINISH



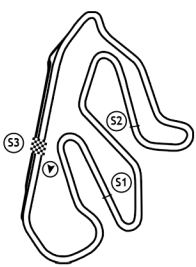
CIRCUIT DE LEDENON - 3,150 KM
20 & 21 SEPTEMBRE 2014

Seq	Num	Heure	Secteur 1	Secteur 2	Secteur 3	Tour	Temps
923 AKF-MOTORSPORT							
14							START
37	923	1:45.954	35.717	29.200	36.043	1	
49	923	3:21.357	31.553	28.507	35.343	2	1:35.403
61	923	4:56.293	31.110	28.297	35.529	3	1:34.936
77		6:39.961					YELLOW FLAG
93		11:20.285					START
159		20:47.838					YELLOW FLAG
181		27:58.793					START
260		45:00.331					FINISH



CIRCUIT DE LEDENON - 3,150 KM
20 & 21 SEPTEMBRE 2014

Seq	Num	Heure	Secteur 1	Secteur 2	Secteur 3	Tour	Temps
932 HRC COMPETITION							
14							START
39	932	1:52.739	42.305	29.459	36.061	1	
52	932	3:30.199	32.377	28.817	36.266	2	1:37.460
65	932	5:06.935	31.881	28.380	36.475	3	1:36.736
77		6:39.961					YELLOW FLAG
79	932	6:44.353	32.605	28.354	36.459	4	1:37.418
91	932	8:40.535	32.807	29.231	54.144	5	1:56.182
93		11:20.285					START
103	932	11:28.234	58.124	57.121	52.454	6	2:47.699
114	932	13:05.336	32.225	28.823	36.054	7	1:37.102
125	932	14:41.444	31.858	28.323	35.927	8	1:36.108
135	932	16:17.445	31.515	28.446	36.040	9	1:36.001
145	932	17:55.224	32.182	28.856	36.741	10	1:37.779
154	932	19:31.644	31.793	28.380	36.247	11	1:36.420
159		20:47.838					YELLOW FLAG
164	932	21:09.140	31.945	28.464	37.087	12	1:37.496
172	932	22:55.233	32.981	28.940	44.172	13	1:46.093
178	932	[IN] 25:42.437	56.675	49.630	1:00.899	14	
181		27:58.793					START
193	932	32:28.244		29.130	36.789	15	
201	932	34:06.388	32.977	28.865	36.302	16	1:38.144
210	932	35:42.655	31.840	28.368	36.059	17	1:36.267
219	932	37:18.123	31.554	28.095	35.819	18	1:35.468
228	932	38:54.622	32.048	28.438	36.013	19	1:36.499
237	932	40:33.367	31.928	29.557	37.260	20	1:38.745
246	932	42:10.771	32.229	28.250	36.925	21	1:37.404
254	932	43:48.315	32.290	28.608	36.646	22	1:37.544
260		45:00.331					FINISH
263	932	45:24.712	31.821	28.415	36.161	23	1:36.397



CIRCUIT DE LEDENON - 3,150 KM
20 & 21 SEPTEMBRE 2014

Seq	Num	Heure	Secteur 1	Secteur 2	Secteur 3	Tour	Temps
939 GM SPORT							
14							START
31	939	1:42.403	33.730	28.074	36.867	1	
44	939	3:18.089	32.229	28.020	35.437	2	1:35.686
57	939	4:52.583	31.342	27.700	35.452	3	1:34.494
70	939	6:26.858	31.282	27.555	35.438	4	1:34.275
77		6:39.961					YELLOW FLAG
83	939	8:32.674	31.083	27.620	1:07.113	5	2:05.816
93		11:20.285					START
95	939	11:23.084	57.356	56.024	57.030	6	2:50.410
106	939	12:57.734	31.355	27.704	35.591	7	1:34.650
118	939	14:33.265	32.038	27.830	35.663	8	1:35.531
129	939	16:07.303	31.274	27.561	35.203	9	1:34.038
142	939	17:43.678	32.325	27.807	36.243	10	1:36.375
152	939	19:19.946	32.438	27.833	35.997	11	1:36.268
159		20:47.838					YELLOW FLAG
162	939	20:56.278	31.371	27.854	37.107	12	1:36.332
165	939	[IN] 22:40.780	31.160	27.598	45.744	13	
181		27:58.793					START
184	939	29:20.781		27.671	35.489	14	
186	939	30:54.519	31.058	27.552	35.128	15	1:33.738
194	939	32:28.515	31.049	27.522	35.425	16	1:33.996
200	939	34:03.238	31.894	27.623	35.206	17	1:34.723
209	939	35:37.103	30.779	27.633	35.453	18	1:33.865
218	939	37:10.586	30.721	27.627	35.135	19	1:33.483
227	939	38:44.400	30.906	27.752	35.156	20	1:33.814
235	939	40:19.502	32.427	27.585	35.090	21	1:35.102
244	939	41:53.327	31.007	27.515	35.303	22	1:33.825
252	939	43:27.333	31.285	27.539	35.182	23	1:34.006
260		45:00.331					FINISH
261	939	45:00.878	30.857	27.492	35.196	24	1:33.545