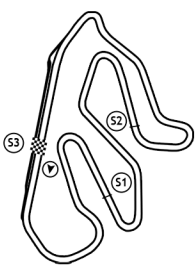


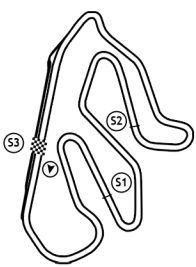
CIRCUIT DE LEDENON - 3,150 KM  
20 & 21 SEPTEMBRE 2014

Cl	Num	Team Concurrent	Pilote	Classe		Temps	Ecart	Secteur 1	Secteur 2	Secteur 3	Tour	Vitesse
1	939	GM SPORT	IRISSOU Pierre-Cecil	RCZ	[1]	1:36.134		32.046	28.228	35.860	8	117,96
2	913	AKF MOTORSPORT	HENSELER Wolfgang	SPIDER	[1]	1:37.914	+1.780	33.171	28.384	36.359	11	115,81
3	912	GENERATION STUNT	GUESDON Alexandre	SPIDER	[2]	1:39.566	+3.432	33.723	29.217	36.626	11	113,89
4	911	GRAFF	FORT Xavier	SPIDER	[3]	1:39.694	+3.560	33.989	28.947	36.758	11	113,74
5	908	GENERATION STUNT	PIGASSOU Frédéric	SPIDER	[4]	1:39.975	+3.841	32.818	29.973	37.184	12	113,42
6	900	THIEBE AUTO	JURADO Franck	SPIDER	[5]	1:40.878	+4.744	33.932	29.804	37.142	4	112,41
7	910	HRC	VAUCHER Quentin	SPIDER	[6]	1:41.522	+5.388	33.862	29.783	37.877	5	111,69
8	903	GM SPORT	CHILA Adrien	SPIDER	[7]	1:42.224	+6.090	33.608	30.456	38.160	4	110,93
9	909	GM SPORT	BINET Jean	SPIDER	[8]	1:43.252	+7.118	33.877	30.749	38.626	3	109,82
10	932	HRC COMPETITION	FERMAUD Laurent	RCZ	[2]	1:43.957	+7.823				9	109,08
11	923	AKF-MOTORSPORT	FREYMUTH Oliver	SPIDER	[9]	1:44.181	+8.047	34.980	30.735	38.466	5	108,84
12	905	TEAM BERNARD RACING	BERNARD Jacques	SPIDER	[10]	1:44.779	+8.645	35.725	30.000	39.054	8	108,22
13	914	GRAFF RACING	MEO Gérard	SPIDER	[11]	1:49.023	+12.889	35.709	31.703	41.611	11	104,01



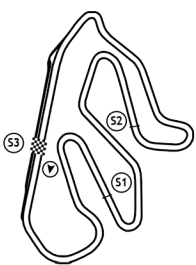
CIRCUIT DE LEDENON - 3,150 KM  
20 & 21 SEPTEMBRE 2014

Seq	Num	Heure	Secteur 1	Secteur 2	Secteur 3	Tour	Temps
<b>900 THIEBE AUTO</b>							
1							START
4	900	1:55.286		31.122	38.654	1	
16	900	3:36.482	33.136	30.135	37.925	2	1:41.196
26	900	5:18.113	33.725	30.167	37.739	3	1:41.631
38	900	6:58.991	33.932	29.804	37.142	4	1:40.878
50	900	8:41.752	33.774	30.264	38.723	5	1:42.761
62	900	10:26.057	35.844	30.532	37.929	6	1:44.305
74	900	12:07.154	34.113	29.387	37.597	7	1:41.097
84	900	[IN] 13:52.896	36.895	32.536	36.311	8	
112	900	19:11.491		33.238	40.782	9	
116		20:02.133					FINISH
121	900	20:54.084	34.647	30.273	37.673	10	1:42.593



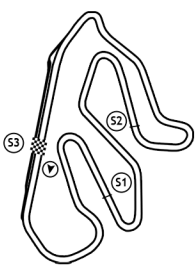
**CIRCUIT DE LEDENON - 3,150 KM**  
**20 & 21 SEPTEMBRE 2014**

Seq	Num	Heure	Secteur 1	Secteur 2	Secteur 3	Tour	Temps
<b>903 GM SPORT</b>							
1							START
3	903	1:53.788		<b>30.796</b>	<b>38.429</b>	1	
17	903	3:37.588	<b>34.961</b>	<b>30.547</b>	<b>38.292</b>	2	<b>1:43.800</b>
27	903	5:20.808	<b>33.497</b>	30.688	39.035	3	<b>1:43.220</b>
39	903	7:03.032	33.608	<b>30.456</b>	<b>38.160</b>	4	<b>1:42.224</b>
51	903	8:45.611	33.716	<b>30.136</b>	38.727	5	1:42.579
64	903	10:33.248	36.977	31.849	38.811	6	1:47.637
78	903	[IN] 12:26.335	38.637	37.568	<b>36.882</b>	7	
116		20:02.133					FINISH



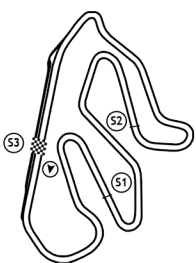
**CIRCUIT DE LEDENON - 3,150 KM**  
**20 & 21 SEPTEMBRE 2014**

Seq	Num	Heure	Secteur 1	Secteur 2	Secteur 3	Tour	Temps
<b>905 TEAM BERNARD RACING</b>							
1							START
14	905	[IN] 2:37.570		42.074	48.782	1	
66	905	10:35.435		33.648	42.044	2	
77	905	12:23.884	37.400	31.842	39.207	3	1:48.449
88	905	14:11.066	37.026	31.053	39.103	4	1:47.182
97	905	15:56.566	35.272	30.824	39.404	5	1:45.500
105	905	17:41.885	35.548	30.533	39.238	6	1:45.319
113	905	19:27.446	35.159	31.506	38.896	7	1:45.561
116		20:02.133					FINISH
124	905	21:12.225	35.725	30.000	39.054	8	1:44.779



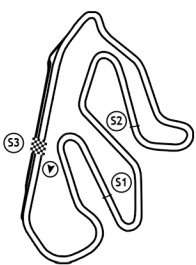
**CIRCUIT DE LEDENON - 3,150 KM**  
**20 & 21 SEPTEMBRE 2014**

Seq	Num	Heure	Secteur 1	Secteur 2	Secteur 3	Tour	Temps
<b>908 GENERATION STUNT</b>							
1							START
8	908	1:58.683		<b>32.396</b>	<b>39.721</b>	1	
20	908	3:42.004	<b>34.008</b>	<b>30.950</b>	<b>38.363</b>	2	<b>1:43.321</b>
31	908	5:25.563	34.074	<b>30.762</b>	38.723	3	1:43.559
42	908	7:09.738	35.003	30.794	38.378	4	1:44.175
53	908	8:53.719	34.329	<b>30.532</b>	39.120	5	1:43.981
65	908	10:35.330	<b>33.562</b>	<b>29.925</b>	<b>38.124</b>	6	<b>1:41.611</b>
76	908	12:17.689	35.428	<b>29.532</b>	<b>37.399</b>	7	1:42.359
87	908	14:02.302	34.025	30.135	40.453	8	1:44.613
95	908	15:47.415	34.114	32.161	38.838	9	1:45.113
103	908	17:28.212	33.847	<b>29.326</b>	37.624	10	<b>1:40.797</b>
111	908	19:08.395	<b>33.247</b>	29.541	<b>37.395</b>	11	<b>1:40.183</b>
116		20:02.133					FINISH
120	908	20:48.370	<b>32.818</b>	29.973	<b>37.184</b>	12	<b>1:39.975</b>



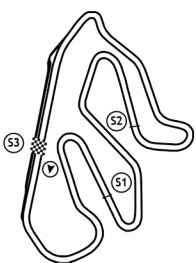
**CIRCUIT DE LEDENON - 3,150 KM**  
**20 & 21 SEPTEMBRE 2014**

Seq	Num	Heure	Secteur 1	Secteur 2	Secteur 3	Tour	Temps
<b>909 GM SPORT</b>							
1							START
6	909	1:56.517		<b>31.651</b>	<b>38.848</b>	1	
19	909	3:40.169	<b>34.791</b>	<b>30.451</b>	<b>38.410</b>	2	<b>1:43.652</b>
30	909	5:23.421	<b>33.877</b>	30.749	38.626	3	<b>1:43.252</b>
41	909	7:07.983	34.856	<b>30.139</b>	39.567	4	1:44.562
54	909	8:54.657	35.438	30.544	40.692	5	1:46.674
67	909	10:38.814	34.112	30.651	39.394	6	1:44.157
79	909	12:29.364	35.528	34.435	40.587	7	1:50.550
90	909	[IN] 14:23.554	39.496	33.564	41.130	8	
116		20:02.133					FINISH
122	909	20:58.154		37.146	44.845	9	



**CIRCUIT DE LEDENON - 3,150 KM**  
**20 & 21 SEPTEMBRE 2014**

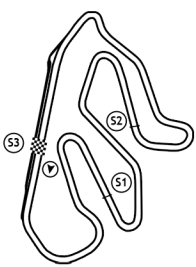
Seq	Num	Heure	Secteur 1	Secteur 2	Secteur 3	Tour	Temps
<b>910 HRC</b>							
	<b>1</b>						<b>START</b>
11	910	2:27.225		<b>37.535</b>	<b>45.810</b>	1	
22	910	4:16.507	<b>38.631</b>	<b>31.446</b>	<b>39.205</b>	2	<b>1:49.282</b>
32	910	6:01.790	<b>36.128</b>	<b>30.694</b>	<b>38.461</b>	3	<b>1:45.283</b>
44	910	7:43.420	<b>34.044</b>	<b>30.035</b>	<b>37.551</b>	4	<b>1:41.630</b>
56	910	9:24.942	<b>33.862</b>	<b>29.783</b>	37.877	5	<b>1:41.522</b>
69	910	<b>[IN] 11:07.592</b>	35.774	31.452	<b>35.424</b>	6	
116		20:02.133					<b>FINISH</b>



**CIRCUIT DE LEDENON - 3,150 KM**  
**20 & 21 SEPTEMBRE 2014**

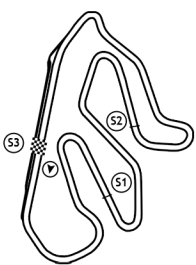
Seq	Num	Heure	Secteur 1	Secteur 2	Secteur 3	Tour	Temps
<b>911 GRAFF</b>							
1							START
15	911	3:18.769		38.775	1:03.680	1	
29	911	5:21.311	41.524	35.709	45.309	2	2:02.542
43	911	7:15.605	38.913	33.668	41.713	3	1:54.294
55	911	9:04.759	36.479	32.465	40.210	4	1:49.154
68	911	10:50.700	35.326	31.545	39.070	5	1:45.941
80	911	12:34.930	34.770	30.850	38.610	6	1:44.230
89	911	14:20.441	35.210	31.450	38.851	7	1:45.511
98	911	16:04.607	34.531	31.027	38.608	8	1:44.166
106	911	17:46.857	34.165	29.823	38.262	9	1:42.250
114	911	19:28.136	33.797	29.450	38.032	10	1:41.279
116		20:02.133					FINISH
123	911	21:07.830	33.989	28.947	36.758	11	1:39.694





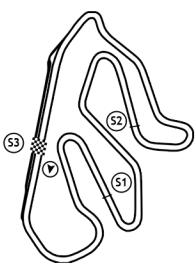
**CIRCUIT DE LEDENON - 3,150 KM**  
**20 & 21 SEPTEMBRE 2014**

Seq	Num	Heure	Secteur 1	Secteur 2	Secteur 3	Tour	Temps
<b>912 GENERATION STUNT</b>							
1							START
5	912	1:55.881		<b>31.378</b>	<b>39.488</b>	1	
18	912	3:39.286	<b>34.688</b>	<b>30.778</b>	<b>37.939</b>	2	<b>1:43.405</b>
28	912	5:21.222	<b>33.949</b>	<b>30.351</b>	<b>37.636</b>	3	<b>1:41.936</b>
40	912	7:03.443	34.246	<b>30.252</b>	37.723	4	1:42.221
52	912	8:45.822	34.107	<b>29.648</b>	38.624	5	1:42.379
63	912	10:27.733	34.957	29.939	<b>37.015</b>	6	<b>1:41.911</b>
75	912	12:07.934	<b>33.712</b>	<b>29.354</b>	37.135	7	<b>1:40.201</b>
85	912	13:53.263	36.453	31.467	37.409	8	1:45.329
94	912	15:34.513	34.345	29.996	<b>36.909</b>	9	1:41.250
102	912	17:14.141	<b>33.707</b>	<b>29.024</b>	<b>36.897</b>	10	<b>1:39.628</b>
110	912	18:53.707	33.723	29.217	<b>36.626</b>	11	<b>1:39.566</b>
116		20:02.133					FINISH
119	912	20:34.023	34.465	29.092	36.759	12	1:40.316



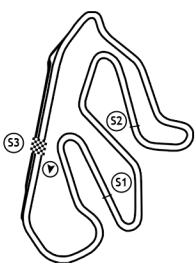
**CIRCUIT DE LEDENON - 3,150 KM**  
**20 & 21 SEPTEMBRE 2014**

Seq	Num	Heure	Secteur 1	Secteur 2	Secteur 3	Tour	Temps
<b>913 AKF MOTORSPORT</b>							
	<b>1</b>						<b>START</b>
13	913	2:32.574		<b>40.936</b>	<b>48.274</b>	1	
25	913	4:31.757	<b>41.101</b>	<b>35.331</b>	<b>42.751</b>	2	<b>1:59.183</b>
37	913	6:24.963	<b>39.017</b>	<b>33.230</b>	<b>40.959</b>	3	<b>1:53.206</b>
48	913	8:15.123	<b>37.391</b>	<b>32.215</b>	<b>40.554</b>	4	<b>1:50.160</b>
60	913	10:01.531	<b>36.096</b>	<b>31.201</b>	<b>39.111</b>	5	<b>1:46.408</b>
72	913	11:50.778	38.668	<b>30.991</b>	39.588	6	1:49.247
83	913	13:35.046	36.944	<b>29.889</b>	<b>37.435</b>	7	<b>1:44.268</b>
93	913	15:18.685	36.809	<b>29.796</b>	<b>37.034</b>	8	<b>1:43.639</b>
101	913	16:59.363	<b>34.734</b>	<b>29.231</b>	<b>36.713</b>	9	<b>1:40.678</b>
108	913	18:39.447	<b>34.124</b>	<b>28.606</b>	37.354	10	<b>1:40.084</b>
116		20:02.133					<b>FINISH</b>
117	913	20:17.361	<b>33.171</b>	<b>28.384</b>	<b>36.359</b>	11	<b>1:37.914</b>



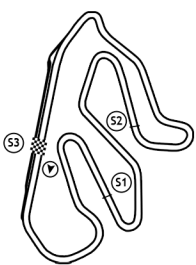
**CIRCUIT DE LEDENON - 3,150 KM**  
**20 & 21 SEPTEMBRE 2014**

Seq	Num	Heure	Secteur 1	Secteur 2	Secteur 3	Tour	Temps
<b>914 GRAFF RACING</b>							
1							START
10	914	2:26.025		40.634	47.114	1	
24	914	4:26.679	41.762	35.186	43.706	2	2:00.654
36	914	6:22.241	38.475	33.771	43.316	3	1:55.562
49	914	8:17.661	37.682	33.224	44.514	4	1:55.420
61	914	10:10.869	37.976	33.279	41.953	5	1:53.208
73	914	12:05.254	38.806	33.628	41.951	6	1:54.385
86	914	13:58.747	38.308	32.482	42.703	7	1:53.493
96	914	15:49.759	37.077	32.376	41.559	8	1:51.012
104	914	17:40.149	36.862	32.154	41.374	9	1:50.390
115	914	19:30.187	36.555	31.975	41.508	10	1:50.038
116		20:02.133					FINISH
125	914	21:19.210	35.709	31.703	41.611	11	1:49.023



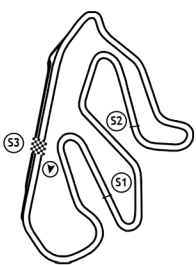
**CIRCUIT DE LEDENON - 3,150 KM**  
**20 & 21 SEPTEMBRE 2014**

Seq	Num	Heure	Secteur 1	Secteur 2	Secteur 3	Tour	Temps
<b>923 AKF-MOTORSPORT</b>							
	<b>1</b>						<b>START</b>
9	923	2:20.907		<b>37.520</b>	<b>44.354</b>	1	
21	923	4:15.357	<b>38.711</b>	<b>34.231</b>	<b>41.508</b>	2	<b>1:54.450</b>
33	923	6:06.916	<b>38.522</b>	<b>33.194</b>	<b>39.843</b>	3	<b>1:51.559</b>
45	923	7:53.886	<b>36.132</b>	<b>31.892</b>	<b>38.946</b>	4	<b>1:46.970</b>
57	923	9:38.067	<b>34.980</b>	<b>30.735</b>	<b>38.466</b>	5	<b>1:44.181</b>
116		20:02.133					<b>FINISH</b>



**CIRCUIT DE LEDENON - 3,150 KM**  
**20 & 21 SEPTEMBRE 2014**

Seq	Num	Heure	Secteur 1	Secteur 2	Secteur 3	Tour	Temps
<b>932 HRC COMPETITION</b>							
	<b>1</b>						<b>START</b>
23	932	4:23.971				1	
34	932	6:12.202				2	<b>1:48.231</b>
46	932	7:58.875				3	<b>1:46.673</b>
59	932	9:43.836				4	<b>1:44.961</b>
71	932	11:38.392				5	1:54.556
82	932	13:25.140				6	1:46.748
92	932	15:11.180				7	1:46.040
100	932	16:55.512				8	<b>1:44.332</b>
109	932	18:39.469				9	<b>1:43.957</b>
116		20:02.133					<b>FINISH</b>
118	932	20:23.649				10	1:44.180



**CIRCUIT DE LEDENON - 3,150 KM**  
**20 & 21 SEPTEMBRE 2014**

Seq	Num	Heure	Secteur 1	Secteur 2	Secteur 3	Tour	Temps
<b>939 GM SPORT</b>							
	<b>1</b>						<b>START</b>
7	939	[IN] 1:57.170		32.553	34.741	1	
35	939	6:20.558		31.791	40.887	2	
47	939	8:04.042	34.957	30.158	38.369	3	1:43.484
58	939	9:44.703	33.997	29.265	37.399	4	1:40.661
70	939	11:31.854	40.242	29.591	37.318	5	1:47.151
81	939	13:12.003	34.784	28.749	36.616	6	1:40.149
91	939	14:49.613	33.053	28.495	36.062	7	1:37.610
99	939	16:25.747	32.046	28.228	35.860	8	1:36.134
107	939	[IN] 17:57.855	32.359	28.262	31.487	9	
116		20:02.133					<b>FINISH</b>