

# ACTARUS

1/5

## "Le serti"

*Matériel :*

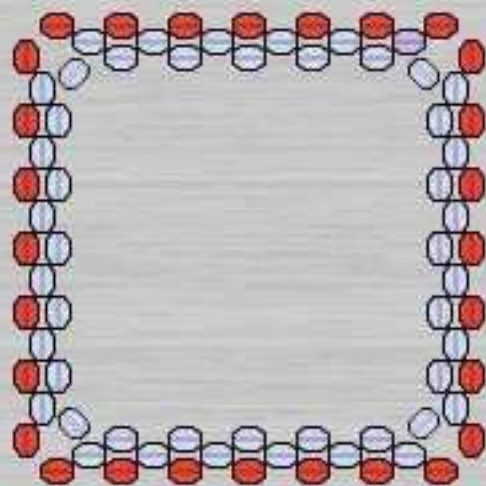
*Delicats 11*

*Rocailles 15*

*1 carreau de faïence 20 mm*



*Etape 1 : Sur un fil, mettre 48 del  
fermez en cercle*



*Etape 2 : en peyote, rajuter 5 del + 2  
et ceci 4 fois*

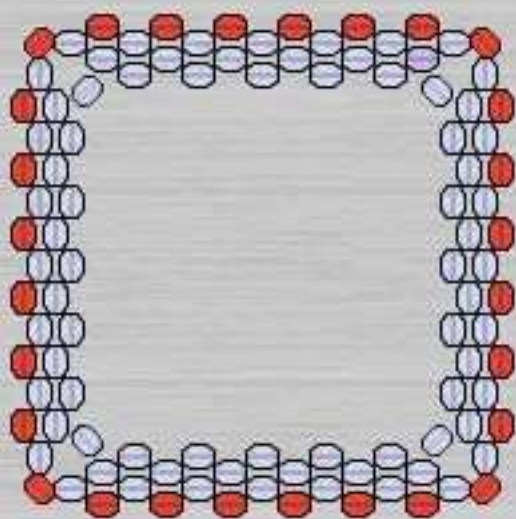
19/04/2010

# ACTARUS

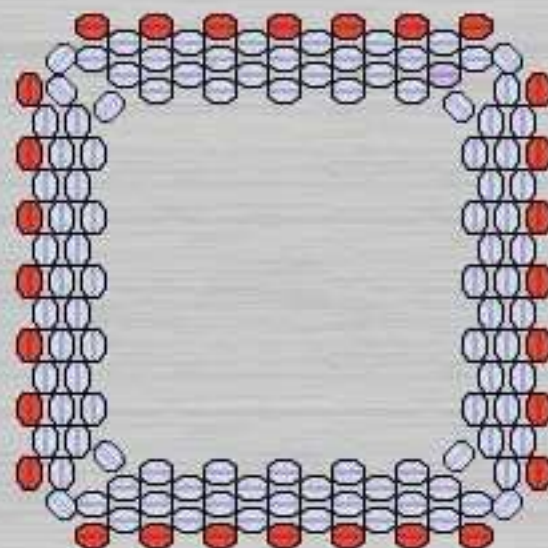
## "Le serti"

2/5

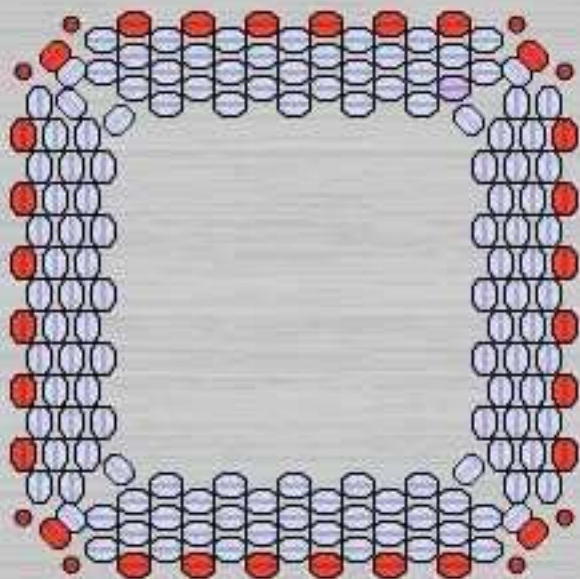
Etape 3



Etape 4



Etape 5



Etape 6 :

*Vous refaites un autre carré  
jusque l'étape 4,  
et rejoignez les deux carrés,  
en insérant le carreau de faïence.*

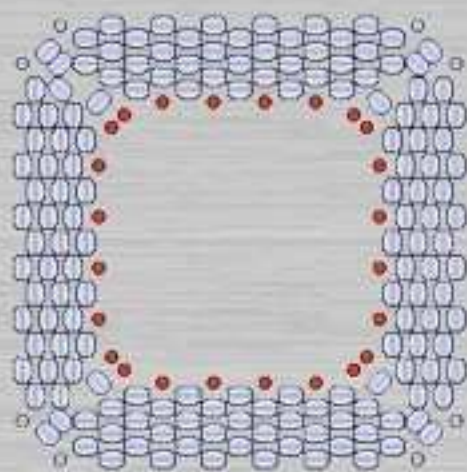
19/04/2010

# ACTARUS

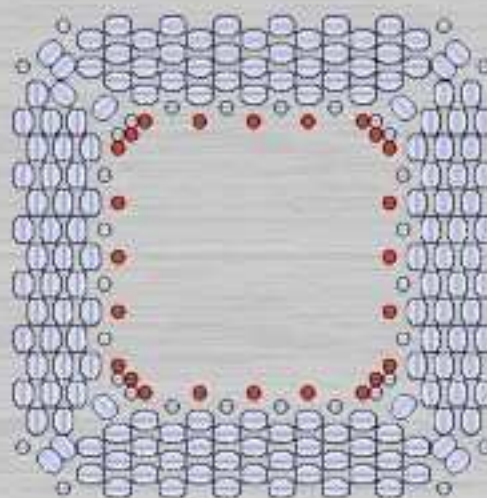
## "Le serti"

3/5

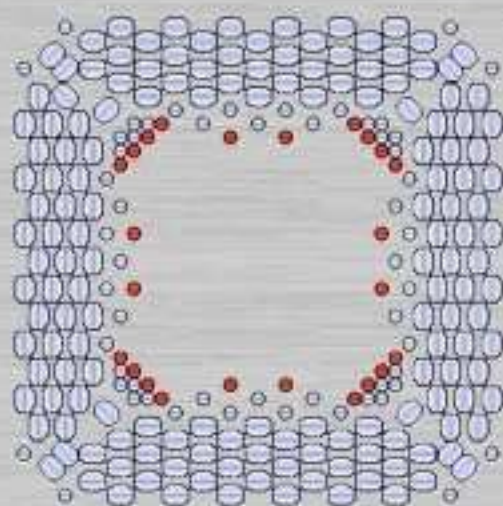
*Maintenant vous revenez sur le devant du carreau,  
et commencez le dessin*



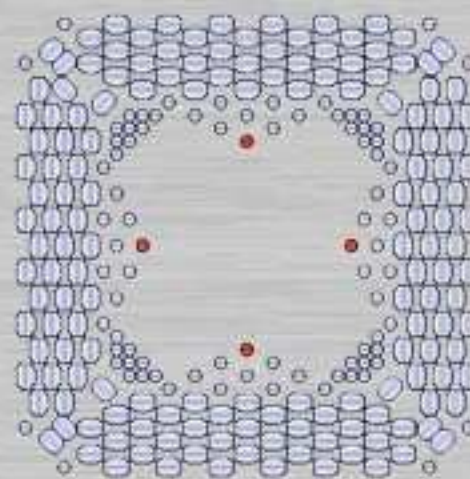
*Etape 7*



*Etape 8*



*Etape 9*



*Etape 10*


19/04/2010

# ACTARUS

## "Le serti"

4/5

*Je me rend compte que je n'ai pas précisé sur le schéma, l'ajout de r15 aux coins, lors de l'assemblage des deux carrés*




19/04/2010

# ACTARUS

## "Le serti"

5/5



Pour obtenir ceci :



19/04/2010