

circuit de l'europe®

• karting paintball jet-ski brasserie séminaires olympiades...


DEFI 45'

ESSAI CHRONO

Classement de la séance

| Clt | Num | Pilote | Temps | Ecart | Tour | Vitesse |
|-----|-----|--------------------|----------|---------|------|---------|
| 1 | 102 | FRANCK BAYOURET | 1:05.619 | | 11 | 65,83 |
| 2 | 117 | JULIEN LE-CORR | 1:05.784 | +0.165 | 11 | 65,86 |
| 3 | 103 | THIERRY L | 1:06.060 | +0.441 | 11 | 65,66 |
| 4 | 116 | DAVID P | 1:05.943 | +0.324 | 11 | 65,51 |
| 5 | 108 | JULIEN QUITTEVILLE | 1:06.968 | +1.349 | 11 | 65,49 |
| 6 | 106 | JOEL M | 1:06.111 | +0.492 | 11 | 65,34 |
| 7 | 115 | FLORIAN S | 1:06.772 | +1.153 | 11 | 65,08 |
| 8 | 121 | MAXIME L | 1:07.606 | +1.987 | 10 | 63,99 |
| 9 | 118 | WILFRIED C | 1:08.144 | +2.525 | 10 | 63,39 |
| 10 | 105 | FRANCOIS P | 1:08.153 | +2.534 | 10 | 63,38 |
| 11 | 109 | WILLY B | 1:08.861 | +3.242 | 10 | 62,73 |
| 12 | 101 | EMERIC C | 1:09.190 | +3.571 | 10 | 62,43 |
| 13 | 107 | JULIEN JACQUEL | 1:09.460 | +3.841 | 10 | 62,19 |
| 14 | 119 | FRANCK ANNELI | 1:09.735 | +4.116 | 10 | 61,94 |
| 15 | 114 | RODOLPHE G | 1:10.045 | +4.426 | 10 | 61,67 |
| 16 | 110 | GILLES G | 1:10.982 | +5.363 | 10 | 60,86 |
| 17 | 120 | ROMAIN I | 1:14.995 | +9.376 | 9 | 57,60 |
| 18 | 104 | ODILE G | 1:17.637 | +12.018 | 9 | 55,64 |

| | ANDY ZAVOUKELLI | FRANCK ANNELI | THIERRY L | DAVID P | JULIEN QUITTEVILLE | JOEL M | FLORIAN S | MAXIME L | WILFRIED C | FRANCOIS P | WILLY B | EMERIC C | JULIEN JACQUEL | FRANCK ANNELI | RODOLPHE G | GILLES G | ROMAIN I | ODILE G | |
|----|-----------------|---------------|-----------|----------|--------------------|----------|-----------|----------|------------|------------|----------|----------|----------------|---------------|------------|----------|----------|----------|----------|
| 1 | 1:09.437 | 1:09.838 | 1:09.128 | 1:10.850 | 1:15.978 | 1:10.187 | 1:14.745 | 1:16.168 | 1:19.314 | 1:13.168 | 1:09.947 | 1:15.179 | 1:13.040 | 1:27.347 | 1:16.889 | 1:15.458 | 1:23.086 | 1:22.073 | |
| 2 | 1:07.606 | 1:09.985 | 1:07.811 | 1:07.478 | 1:09.745 | 1:09.122 | 1:10.159 | 1:11.610 | 1:10.932 | 1:10.531 | 1:10.159 | 1:10.281 | 1:10.221 | 1:10.972 | 1:10.972 | 1:13.496 | 1:12.840 | 1:20.432 | 1:16.086 |
| 3 | 1:08.565 | 1:08.493 | 1:08.951 | 1:07.935 | 1:07.605 | 1:07.135 | 1:07.840 | 1:09.554 | 1:09.844 | 1:12.891 | 1:08.881 | 1:10.808 | 1:10.822 | 1:10.797 | 1:19.914 | 1:13.463 | 1:21.031 | 1:17.637 | |
| 4 | 1:07.407 | 1:06.624 | 1:10.886 | 1:07.425 | 1:07.101 | 1:07.428 | 1:07.093 | 1:10.728 | 1:08.079 | 1:09.662 | 1:09.264 | 1:10.005 | 1:09.450 | 1:13.876 | 1:13.958 | 1:16.489 | 1:19.128 | 1:20.789 | |
| 5 | 1:07.039 | 1:08.023 | 1:06.534 | 1:07.610 | 1:08.198 | 1:07.553 | 1:07.734 | 1:09.153 | 1:09.340 | 1:10.220 | 1:19.145 | 1:11.168 | 1:09.480 | 1:10.386 | 1:11.135 | 1:16.475 | 1:26.962 | 1:20.400 | |
| 6 | 1:08.110 | 1:08.974 | 1:08.766 | 1:07.572 | 1:07.873 | 1:06.953 | 1:08.808 | 1:08.158 | 1:08.888 | 1:09.082 | 1:10.971 | 1:09.100 | 1:09.707 | 1:10.944 | 1:10.022 | 1:13.479 | 1:16.325 | 1:22.074 | |
| 7 | 1:05.675 | 1:06.086 | 1:05.888 | 1:07.173 | 1:07.084 | 1:06.325 | 1:06.372 | 1:08.533 | 1:06.553 | 1:08.229 | 1:09.438 | 1:09.457 | 1:10.069 | 1:10.679 | 1:10.392 | 1:11.458 | 1:14.995 | 1:19.514 | |
| 8 | 1:08.959 | 1:09.219 | 1:08.210 | 1:06.943 | 1:08.980 | 1:08.281 | 1:06.933 | 1:07.508 | 1:08.743 | 1:08.169 | 1:10.305 | 1:10.181 | 1:09.931 | 1:09.735 | 1:10.010 | 1:12.090 | 1:17.416 | 1:18.179 | |
| 9 | 1:05.619 | 1:08.784 | 1:06.178 | 1:06.154 | 1:05.968 | 1:06.111 | 1:06.627 | 1:10.176 | 1:09.141 | 1:11.112 | 1:09.619 | 1:11.259 | 1:09.634 | 1:17.940 | 1:10.045 | 1:14.805 | | | |
| 10 | 1:07.266 | 1:07.938 | 1:07.069 | 1:07.288 | 1:07.026 | 1:07.951 | 1:07.281 | | | | | | | | | | | | |



circuit de l'europe®

• karting paintball jet-ski brasserie séminaires olympiades...

DEFI 45' 1ER MANCHE Classement


| Clt | Num | Pilote | Tours | Ecart | M.Tour | Vitesse |
|-----|-----|-----------------|-------|-----------|----------|---------|
| 1 | 102 | FRANCK SAVOURET | 14 | | 1:04.724 | 68,74 |
| 2 | 106 | JOEL M | 14 | +1.274 | 1:05.127 | 66,33 |
| 3 | 103 | THIERRY L | 14 | +1.383 | 1:05.096 | 66,34 |
| 4 | 115 | FLORIAN S | 14 | +4.318 | 1:05.473 | 66,88 |
| 5 | 108 | DAVID P | 14 | +9.287 | 1:06.654 | 65,69 |
| 6 | 118 | DAVID P | 14 | +15.003 | 1:05.254 | 66,20 |
| 7 | 121 | MAXIMEL | 14 | +18.790 | 1:06.277 | 65,19 |
| 8 | 105 | FRANCOIS P | 14 | +28.958 | 1:07.022 | 64,45 |
| 9 | 109 | WILLY B | 14 | +29.618 | 1:06.747 | 64,72 |
| 10 | 101 | EMERIC C | 14 | +46.101 | 1:07.628 | 63,67 |
| 11 | 113 | WILFRIED C | 14 | +47.460 | 1:07.483 | 64,03 |
| 12 | 119 | FRANCK ANNELJ | 14 | +57.088 | 1:08.518 | 63,04 |
| 13 | 110 | GILLES G | 13 | +68.919 | 1:08.762 | 62,80 |
| 14 | 107 | JULIEN JACQUET | 14 | +1:10.549 | 1:07.120 | 64,38 |
| 15 | 111 | RODOLPHE G | 13 | +1:12.199 | 1:08.782 | 62,80 |
| 16 | 104 | ODILE G | 13 | +1 Tour | 1:10.983 | 60,85 |
| 17 | 120 | ROMAIN L | 13 | +1 Tour | 1:10.798 | 61,01 |
| 18 | 112 | JULIEN LE-CORR | 13 | +1 Tour | 1:06.215 | 66,24 |

| Meilleurs temps du jour | |
|-------------------------|--------------------------|
| 1 | FRANCK SAVOURET 1:04.724 |
| 2 | THIERRY L 1:05.096 |
| 3 | JOEL M 1:05.127 |
| 4 | JULIEN LE-CORR 1:05.215 |
| 5 | DAVID P 1:05.254 |
| 6 | FLORIAN S 1:05.473 |
| 7 | MAXIMEL 1:06.277 |
| 8 | FRANCK SAVOURET 1:05.619 |
| 9 | WILLY B 1:06.747 |
| 10 | THIERRY L 1:05.868 |

| Meilleurs temps de la semaine | |
|-------------------------------|--------------------------------|
| 1 | 20/11 FRANCK SAVOURET 1:04.724 |
| 2 | 20/11 THIERRY L 1:05.096 |
| 3 | 20/11 JOEL M 1:05.127 |
| 4 | 20/11 JULIEN LE-CORR 1:05.215 |
| 5 | 20/11 DAVID P 1:05.254 |
| 6 | 20/11 FLORIAN S 1:05.473 |
| 7 | 20/11 MAXIMEL 1:06.277 |
| 8 | 20/11 FRANCK SAVOURET 1:05.619 |
| 9 | 20/11 WILLY B 1:06.747 |
| 10 | 20/11 THIERRY L 1:05.868 |

Meilleur tour : 102 FRANCK SAVOURET - 1:04.724

| FRANCK SAVOURET | JOEL M | THIERRY L | FLORIAN S | DAVID P | MAXIMEL | FRANCK SAVOURET | WILLY B | EMERIC C | WILFRIED C | FRANCK ANNELJ | GILLES G | JULIEN JACQUET | RODOLPHE G | ODILE G | ROMAIN L | JULIEN LE-CORR |
|-----------------|----------|-----------|-----------|----------|----------|-----------------|----------|----------|------------|---------------|----------|----------------|------------|----------|----------|----------------|
| 1:07.659 | 1:07.881 | 1:05.082 | 1:05.244 | 1:06.875 | 1:07.778 | 1:05.415 | 1:05.977 | 1:06.958 | 1:07.168 | 1:08.978 | 1:13.058 | 1:13.880 | 1:11.257 | 1:14.303 | 1:16.066 | 1:14.738 |
| 1:08.441 | 1:06.059 | 1:05.783 | 1:06.362 | 1:06.779 | 1:12.850 | 1:07.091 | 1:07.331 | 1:07.843 | 1:10.630 | 1:07.589 | 1:08.865 | 1:10.601 | 1:09.013 | 1:10.464 | 1:12.855 | 1:13.834 |
| 1:06.768 | 1:07.451 | 1:05.217 | 1:06.394 | 1:06.520 | 1:06.549 | 1:07.367 | 1:06.107 | 1:06.523 | 1:08.208 | 1:07.340 | 1:09.297 | 1:06.501 | 1:06.800 | 1:08.251 | 1:12.148 | 1:09.776 |
| 1:04.838 | 1:06.144 | 1:05.799 | 1:05.619 | 1:06.337 | 1:08.015 | 1:06.868 | 1:07.370 | 1:08.208 | 1:08.831 | 1:08.007 | 1:12.041 | 1:09.581 | 1:09.767 | 1:11.920 | 1:11.810 | 1:11.876 |
| 1:07.724 | 1:05.930 | 1:05.282 | 1:05.981 | 1:05.788 | 1:06.830 | 1:07.024 | 1:07.471 | 1:07.914 | 1:06.645 | 1:07.780 | 1:10.766 | 1:08.473 | 1:08.891 | 1:08.063 | 1:12.458 | 1:11.816 |
| 1:04.974 | 1:05.280 | 1:06.288 | 1:05.605 | 1:06.794 | 1:06.704 | 1:06.933 | 1:09.595 | 1:07.808 | 1:08.368 | 1:07.903 | 1:08.683 | 1:08.782 | 1:08.776 | 1:09.476 | 1:11.785 | 1:11.148 |
| 1:05.705 | 1:06.127 | 1:06.739 | 1:06.872 | 1:06.644 | 1:05.986 | 1:07.029 | 1:07.557 | 1:07.922 | 1:07.968 | 1:07.902 | 1:08.961 | 1:09.069 | 1:07.862 | 1:09.618 | 1:12.031 | 1:10.799 |
| 1:04.866 | 1:05.384 | 1:05.528 | 1:05.579 | 1:06.922 | 1:06.131 | 1:07.059 | 1:07.338 | 1:07.568 | 1:07.628 | 1:07.484 | 1:08.738 | 1:09.975 | 1:08.304 | 1:08.782 | 1:12.124 | 1:10.848 |
| 1:05.049 | 1:06.688 | 1:05.823 | 1:06.080 | 1:06.470 | 1:10.313 | 1:06.586 | 1:07.278 | 1:07.588 | 1:07.845 | 1:07.558 | 1:09.229 | 1:08.100 | 1:07.752 | 1:09.602 | 1:14.237 | 1:11.938 |
| 1:08.081 | 1:06.003 | 1:06.733 | 1:06.241 | 1:06.674 | 1:06.284 | 1:06.277 | 1:07.805 | 1:07.810 | 1:10.313 | 1:07.483 | 1:09.113 | 1:09.079 | 1:07.120 | 1:10.585 | 1:14.086 | 1:13.048 |
| 1:09.488 | 1:05.951 | 1:06.689 | 1:06.374 | 1:07.816 | 1:05.439 | 1:06.808 | 1:07.645 | 1:07.161 | 1:08.672 | 1:07.479 | 1:08.642 | 1:09.285 | 1:07.985 | 1:09.988 | 1:12.066 | 1:12.879 |
| 1:06.004 | 1:05.767 | 1:05.086 | 1:05.473 | 1:06.259 | 1:06.350 | 1:08.801 | 1:07.022 | 1:06.747 | 1:08.974 | 1:07.868 | 1:08.618 | 1:09.760 | 1:13.892 | 1:09.384 | 1:12.355 | 1:12.141 |
| 1:06.320 | 1:06.019 | 1:06.687 | 1:05.729 | 1:06.289 | 1:06.540 | 1:07.248 | 1:07.388 | 1:07.750 | 1:09.086 | 1:07.632 | 1:11.411 | 1:08.869 | 1:06.817 | 1:15.813 | 1:10.833 | 1:11.709 |
| 1:05.374 | 1:06.177 | 1:06.138 | 1:06.587 | 1:06.689 | 1:08.049 | 1:06.345 | 1:07.678 | 1:07.336 | 1:09.799 | 1:07.957 | 1:09.786 | 1:09.737 | 1:34.048 | 1:13.151 | | |



circuit de l'europe®

karting paintball jet-ski brasserie séminaires olympiades...

DEFI 45' 2 EME MANCHE Classement


| Clit | Num | Pilote | Tours | Ecart | M.Tour | Vitesse |
|------|-----|-----------------|-------|----------|----------|---------|
| 1 | 103 | THIERRY L | 19 | | 1:04.554 | 67,00 |
| 2 | 102 | FRANCK SAVOURET | 19 | +2.777 | 1:04.477 | 67,00 |
| 3 | 112 | JULIEN LE-CORR | 19 | +3.902 | 1:04.606 | 66,86 |
| 4 | 108 | JOEL M | 19 | +4.876 | 1:04.978 | 65,48 |
| 5 | 105 | FRANCK SAVOURET | 19 | +10.298 | 1:05.278 | 65,02 |
| 6 | 121 | MAXIME L | 19 | +20.118 | 1:05.782 | 65,67 |
| 7 | 116 | DAVID P | 19 | +27.927 | 1:05.341 | 65,15 |
| 8 | 116 | FLORIAN S | 19 | +30.414 | 1:05.550 | 65,90 |
| 9 | 109 | WILLY B | 19 | +33.670 | 1:05.473 | 64,98 |
| 10 | 105 | FRANCOIS P | 19 | +34.302 | 1:05.481 | 64,97 |
| 11 | 114 | WILFRIED G | 19 | +43.158 | 1:07.225 | 64,26 |
| 12 | 107 | JULIEN JACQUET | 19 | +56.282 | 1:07.477 | 64,02 |
| 13 | 101 | EMERIC G | 19 | +57.350 | 1:07.607 | 63,89 |
| 14 | 119 | FRANCK ANNELI | 18 | +1 Tour | 1:07.489 | 64,01 |
| 15 | 110 | GILLES G | 18 | +1 Tour | 1:06.111 | 62,63 |
| 16 | 104 | ODILE G | 18 | +1 Tour | 1:08.987 | 62,62 |
| 17 | 114 | RODOLPHE G | 18 | +1 Tour | 1:08.879 | 62,71 |
| 18 | 120 | ROMAIN L | 17 | +2 Tours | 1:09.004 | 62,55 |

| Meilleurs temps du jour | |
|-------------------------|--------------------------|
| 1 | FRANCK SAVOURET 1:04.477 |
| 2 | JULIEN LE-CORR 1:04.606 |
| 3 | THIERRY L 1:04.654 |
| 4 | FRANCK SAVOURET 1:04.724 |
| 5 | JOEL M 1:04.978 |
| 6 | THIERRY L 1:05.096 |
| 7 | JOEL M 1:05.127 |
| 8 | JULIEN LE-CORR 1:05.215 |
| 9 | DAVID P 1:05.254 |
| 10 | DAVID P 1:05.341 |

| Meilleurs temps de la semaine | |
|-------------------------------|--------------------------------|
| 1 | 20/11 FRANCK SAVOURET 1:04.477 |
| 2 | 20/11 JULIEN LE-CORR 1:04.606 |
| 3 | 20/11 THIERRY L 1:04.654 |
| 4 | 20/11 FRANCK SAVOURET 1:04.724 |
| 5 | 20/11 JOEL M 1:04.978 |
| 6 | 20/11 THIERRY L 1:05.096 |
| 7 | 20/11 JOEL M 1:05.127 |
| 8 | 20/11 JULIEN LE-CORR 1:05.215 |
| 9 | 20/11 DAVID P 1:05.254 |
| 10 | 20/11 DAVID P 1:05.341 |

Meilleur tour : 102 FRANCK SAVOURET - 1:04.477

| THIERRY L | FRANCK SAVOURET | JULIEN LE-CORR | JOEL M | FRANCK SAVOURET | MAXIME L | DAVID P | FLORIAN S | WILLY B | FRANCK ANNELI | WILFRIED G | JULIEN JACQUET | EMERIC G | FRANCK ANNELI | GILLES G | ODILE G | RODOLPHE G | ROMAIN L |
|-----------|-----------------|----------------|----------|-----------------|----------|----------|-----------|----------|---------------|------------|----------------|----------|---------------|----------|----------|------------|----------|
| 1:04.554 | 1:04.477 | 1:04.606 | 1:04.978 | 1:05.278 | 1:05.782 | 1:05.341 | 1:05.550 | 1:05.473 | 1:07.489 | 1:07.225 | 1:07.477 | 1:07.607 | 1:07.489 | 1:06.111 | 1:08.987 | 1:08.879 | 1:09.004 |
| 1:05.600 | 1:05.875 | 1:05.609 | 1:06.235 | 1:07.330 | 1:06.628 | 1:05.693 | 1:06.378 | 1:10.649 | 1:07.771 | 1:07.618 | 1:08.733 | 1:07.952 | 1:09.159 | 1:10.100 | 1:09.584 | 1:08.879 | 1:11.787 |
| 1:06.018 | 1:06.283 | 1:05.920 | 1:06.671 | 1:05.944 | 1:07.176 | 1:05.682 | 1:08.748 | 1:06.809 | 1:08.874 | 1:07.513 | 1:07.982 | 1:08.048 | 1:09.041 | 1:10.395 | 1:10.920 | 1:10.348 | 1:11.607 |
| 1:05.726 | 1:06.791 | 1:04.621 | 1:05.952 | 1:05.846 | 1:06.063 | 1:05.741 | 1:05.765 | 1:07.432 | 1:07.405 | 1:07.271 | 1:07.894 | 1:08.138 | 1:07.489 | 1:09.944 | 1:09.395 | 1:09.517 | 1:09.430 |
| 1:05.616 | 1:06.068 | 1:04.606 | 1:05.889 | 1:06.925 | 1:06.319 | 1:06.600 | 1:05.660 | 1:06.736 | 1:07.216 | 1:07.475 | 1:08.094 | 1:08.015 | 1:07.616 | 1:10.358 | 1:12.157 | 1:12.888 | 1:12.862 |
| 1:09.468 | 1:11.033 | 1:05.688 | 1:05.887 | 1:07.617 | 1:07.679 | 1:15.990 | 1:07.348 | 1:07.754 | 1:08.579 | 1:08.218 | 1:08.198 | 1:09.488 | 1:09.074 | 1:10.270 | 1:09.918 | 1:11.263 | 1:09.812 |
| 1:08.018 | 1:07.749 | 1:05.686 | 1:05.607 | 1:06.234 | 1:06.889 | 1:06.196 | 1:09.348 | 1:07.493 | 1:08.079 | 1:07.601 | 1:08.319 | 1:08.730 | 1:10.368 | 1:10.955 | 1:10.660 | 1:09.869 | 1:09.004 |
| 1:07.785 | 1:05.250 | 1:04.749 | 1:06.983 | 1:05.604 | 1:06.573 | 1:05.848 | 1:05.954 | 1:08.034 | 1:07.519 | 1:08.105 | 1:08.030 | 1:09.926 | 1:07.996 | 1:11.833 | 1:10.245 | 1:10.474 | 1:43.469 |
| 1:06.880 | 1:06.719 | 1:06.686 | 1:05.919 | 1:06.480 | 1:06.420 | 1:06.379 | 1:06.096 | 1:09.700 | 1:07.625 | 1:07.385 | 1:08.417 | 1:08.138 | 1:10.630 | 1:10.004 | 1:09.358 | 1:09.980 | 1:23.601 |
| 1:06.714 | 1:05.211 | 1:05.345 | 1:04.878 | 1:08.350 | 1:06.004 | 1:06.097 | 1:08.748 | 1:06.743 | 1:07.186 | 1:08.031 | 1:08.508 | 1:09.322 | 1:08.306 | 1:10.497 | 1:09.858 | 1:09.052 | 1:09.249 |
| 1:06.584 | 1:06.292 | 1:07.238 | 1:05.400 | 1:08.751 | 1:05.782 | 1:10.305 | 1:08.476 | 1:08.478 | 1:08.491 | 1:07.962 | 1:08.948 | 1:08.526 | 1:07.596 | 1:09.062 | 1:08.987 | 1:10.697 | 1:18.690 |
| 1:05.609 | 1:06.292 | 1:08.743 | 1:05.957 | 1:06.372 | 1:05.977 | 1:08.109 | 1:07.627 | 1:07.080 | 1:07.384 | 1:07.225 | 1:08.979 | 1:08.519 | 1:07.493 | 1:09.011 | 1:09.143 | 1:10.815 | 1:10.607 |
| 1:03.840 | 1:04.377 | 1:05.592 | 1:08.811 | 1:08.206 | 1:07.106 | 1:06.221 | 1:07.320 | 1:06.508 | 1:05.195 | 1:07.347 | 1:08.083 | 1:08.572 | 1:08.085 | 1:09.438 | 1:10.078 | 1:08.462 | 1:12.358 |
| 1:05.281 | 1:05.358 | 1:05.005 | 1:05.298 | 1:06.868 | 1:06.394 | 1:06.425 | 1:07.733 | 1:07.595 | 1:07.894 | 1:07.749 | 1:08.429 | 1:08.834 | 1:07.554 | 1:13.121 | 1:17.828 | 1:09.695 | 1:12.375 |
| 1:06.827 | 1:07.802 | 1:08.697 | 1:08.481 | 1:06.511 | 1:06.916 | 1:08.498 | 1:07.210 | 1:07.199 | 1:07.482 | 1:16.537 | 1:07.492 | 1:08.810 | 1:09.348 | 1:10.679 | 1:09.611 | 1:09.888 | 1:10.589 |
| 1:06.488 | 1:06.809 | 1:06.085 | 1:07.213 | 1:06.589 | 1:06.871 | 1:05.341 | 1:06.723 | 1:07.379 | 1:07.345 | 1:07.998 | 1:07.957 | 1:09.661 | 1:14.607 | 1:12.670 | 1:10.317 | 1:09.801 | 1:11.088 |
| 1:06.480 | 1:05.010 | 1:04.827 | 1:05.324 | 1:06.909 | 1:06.762 | 1:11.956 | 1:08.896 | 1:08.284 | 1:07.408 | 1:07.697 | 1:13.038 | 1:09.297 | 1:14.588 | 1:09.769 | 1:10.619 | 1:09.871 | 1:10.304 |
| 1:05.269 | 1:08.610 | 1:05.300 | 1:07.641 | 1:06.788 | 1:06.686 | 1:10.890 | 1:06.768 | 1:08.609 | 1:09.284 | 1:07.568 | 1:08.362 | 1:07.864 | 1:09.624 | 1:11.575 | 1:10.542 | 1:08.951 | |
| 1:04.854 | 1:05.027 | 1:06.189 | 1:06.668 | 1:08.486 | 1:08.894 | 1:08.275 | 1:08.162 | 1:08.306 | 1:07.230 | 1:07.900 | 1:08.080 | 1:07.600 | | | | | |



circuit de l'europe®

↳ karting paintball jet-ski brasserie séminaires olympiades...

DEFI 45'

Classement

| Cl | Pilote | Tours | Ecart | M.Tour | Vitesse |
|----|-------------------|-------|-----------|----------|---------|
| 1 | THIERRY L | 33 | | 1:04.654 | 66,81 |
| 2 | FRANCK SAVOURET | 33 | +1.384 | 1:04.477 | 67,00 |
| 3 | JOEL M | 33 | +4.787 | 1:04.978 | 66,46 |
| 4 | JARON QUATREVILLE | 33 | +18.183 | 1:05.525 | 65,92 |
| 5 | FLORIAN S | 33 | +31.348 | 1:06.473 | 65,98 |
| 6 | MAXIME L | 33 | +37.526 | 1:05.782 | 65,67 |
| 7 | DAVID P | 33 | +41.647 | 1:06.334 | 65,70 |
| 8 | FRANCOIS P | 33 | +59.877 | 1:08.491 | 64,97 |
| 9 | WILFRIED C | 33 | +1:06.305 | 1:06.373 | 64,96 |
| 10 | WILFRIED C | 33 | +1:29.076 | 1:07.226 | 64,28 |
| 11 | EMERIC C | 33 | +1:42.078 | 1:07.607 | 65,95 |
| 12 | JULIEN JACQUET | 33 | +2:05.448 | 1:07.120 | 64,38 |
| 13 | JULIEN LE-CORR | 32 | +1 Tour | 1:04.606 | 66,86 |
| 14 | FRANCK ANNELI | 32 | +1 Tour | 1:07.489 | 64,01 |
| 15 | GILLES G | 32 | +1 Tour | 1:08.782 | 62,80 |
| 16 | RODOLPHE G | 32 | +1 Tour | 1:08.782 | 62,80 |
| 17 | RODILE G | 31 | +2 Tours | 1:06.987 | 62,62 |
| 18 | ROMAIN L | 30 | +3 Tours | 1:08.084 | 62,55 |

Meilleurs temps du jour

| | | |
|----|-----------------|----------|
| 1 | FRANCK SAVOURET | 1:04.477 |
| 2 | JULIEN LE-CORR | 1:04.606 |
| 3 | THIERRY L | 1:04.654 |
| 4 | FRANCK SAVOURET | 1:04.724 |
| 5 | JOEL M | 1:04.978 |
| 6 | THIERRY L | 1:05.098 |
| 7 | JOEL M | 1:05.127 |
| 8 | JULIEN LE-CORR | 1:05.215 |
| 9 | DAVID P | 1:05.254 |
| 10 | DAVID P | 1:05.341 |

Meilleurs temps de la semaine

| | | |
|----|-----------------------|----------|
| 1 | 20/11 FRANCK SAVOURET | 1:04.477 |
| 2 | 20/11 JULIEN LE-CORR | 1:04.606 |
| 3 | 20/11 THIERRY L | 1:04.654 |
| 4 | 20/11 FRANCK SAVOURET | 1:04.724 |
| 5 | 20/11 JOEL M | 1:04.978 |
| 6 | 20/11 THIERRY L | 1:05.098 |
| 7 | 20/11 JOEL M | 1:05.127 |
| 8 | 20/11 JULIEN LE-CORR | 1:05.215 |
| 9 | 20/11 DAVID P | 1:05.254 |
| 10 | 20/11 DAVID P | 1:05.341 |