

CIRCUIT DE LEDENON - 3,150 KM

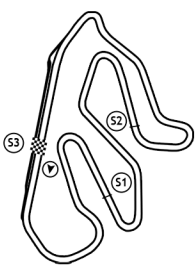
20 & 21 SEPTEMBRE 2014

Cl	Num	Team	Tri	Cond 1	Tps pilote 1	Cond 2	Tps pilote 2	Cond 3	Tps pilote 3	Temps	Ecart	Vitesse	Tour
1	315	GPA RACING		JIMENEZ Kevin	1:49.206	POUGET David	1:48.495			1:48.850		104,18	25
2	108	SET UP RACING		BAZIRET Yoann	1:48.768	BLIN Frederic	1:49.547			1:49.157	+0.307	103,88	21
3	495	NO LIMIT RACING		CIAMIN Nicolas	1:48.711	BLANCARDI Guillaume	1:49.954			1:49.332	+0.482	103,72	16
4	155	DANRACING		RAHARD Danick	1:49.767	HENRY David	1:49.337	PRASCHL David	1:49.813	1:49.639	+0.789	103,43	29
5	111	GP COMPÉTITION		PHILIBERT Ludovic	1:49.806	GUYONNET Xavier	1:49.537			1:49.671	+0.821	103,40	23
6	139	CHAMPAGNOLE		MILLOUX Olivier	1:49.715	GUILLEMEN Pierre	1:49.948			1:49.831	+0.981	103,24	23
7	295	NO LIMIT RACING		FLEURANCE Marc	1:49.650	GEHIN Sébastien	1:50.036			1:49.843	+0.993	103,23	22
8	177	GEDIRACING		BLANC Michaël	1:49.938	BLANC Yannick	1:49.536	NOUGARET Arthur	1:50.095	1:49.856	+1.006	103,22	20
9	213	NEW TEAM COMPETITION		BLAISE Thierry	1:50.212	CHARRAT Bruno	1:49.820			1:50.016	+1.166	103,07	28
10	309	G.M.SPORT		ZINGLE Florian	1:50.579	DEL BIANCO Jerome	1:49.877	MAIO Guillaume	1:49.611	1:50.022	+1.172	103,07	30
11	195	NO LIMIT RACING		COUNIL Guy	1:50.106	BELLINATO Ludovic	1:49.946			1:50.026	+1.176	103,06	24
12	110	GRD COMPETITION		ESTAPER Wilfrid	1:50.601	GARRAUD Clément	1:49.574			1:50.087	+1.237	103,00	23
13	168	AK COMPETITION		PY Alexandre	1:50.235	BOEGLY Anatole	1:50.047			1:50.141	+1.291	102,95	27
14	208	SET UP RACING		BAZIRET Julien	1:49.669	BLOYET Adrien	1:50.683			1:50.176	+1.326	102,92	26
15	115	GPA RACING		HUART Jean-michel	1:50.121	PEREZ Nicolas	1:50.938			1:50.529	+1.679	102,59	27
16	449	MRG RACING		JACOB Julien	1:50.028	VAN GELDER Stéphane	1:50.346	REZEAU Philippe	1:51.450	1:50.608	+1.758	102,52	28
17	117	ESPACE RACING		PRUVOT Patrice	1:51.782	LABESCAT Franck	1:51.170	DUTHIL Dorian	1:51.393	1:51.448	+2.598	101,75	26
18	209	G.M.SPORT		SOULENQ Pierre-Antoine	1:51.987	MAX Julien	1:50.831	ROUSSILHE Adrien	1:52.771	1:51.863	+3.013	101,37	28
19	215	GPA RACING		OBRY Julien	1:51.220	OBRY Philippe	1:52.807	BLONSARD Bertrand	1:51.568	1:51.865	+3.015	101,37	25
20	395	NO LIMIT RACING		LEMERAY Eric	1:51.363	DELLA LIBERA Fabrice	1:53.712	BAROU Philippe	1:50.842	1:51.972	+3.122	101,27	25
21	183	COFELY BY THIEBE AUTO		JULIEN Sandrine	1:52.734	JULIEN Frédéric	1:51.268			1:52.001	+3.151	101,24	29
22	133	TEAM 33		RICHARD Frederic	1:52.582	BONNEFOND JEAN	1:53.559	CARDINAUD Gérard	1:51.247	1:52.462	+3.612	100,83	28
23	142	TEAM CHAMARAUD		CHAMARAUD Aurélie	1:51.370	CHAMARAUD Pierre	1:53.220	LAPRAYE Bernard	1:54.297	1:52.962	+4.112	100,38	28
24	149	MRG RACING		MALENFER Eric	1:50.834	MARCHAND Robert	1:54.290	MAILLARD Alexandre	1:54.974	1:53.366	+4.516	100,02	23

Décision N° 1 de la Direction de Course :

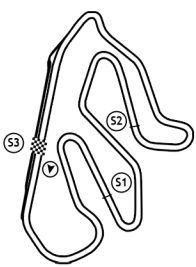
- Suppression du meilleur temps du Concurrent N° 208 - Non respect de l'Arrêt Neutralisation.





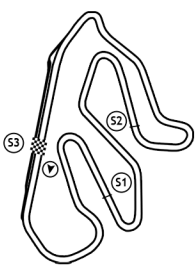
CIRCUIT DE LEDENON - 3,150 KM
20 & 21 SEPTEMBRE 2014

Seq	Num	Heure	Secteur 1	Secteur 2	Secteur 3	Tour	Temps
108 SET UP RACING							
1							START
38		5:06.690					YELLOW FLAG
47	108	6:02.723		39.248	53.340	1	
62		6:46.142					START
72	108	8:04.828	40.927	35.322	45.856	2	2:02.105
96	108	9:53.596	35.711	31.726	41.331	3	1:48.768
118	108	11:42.757	35.890	31.998	41.273	4	1:49.161
141	108	13:40.041	37.293	36.387	43.604	5	1:57.284
162	108	15:29.058	35.646	31.898	41.473	6	1:49.017
181	108	[IN] 17:23.384	39.645	35.729	38.952	7	
270	108	26:48.628		34.270	42.059	8	
291	108	28:39.154	36.347	32.384	41.795	9	1:50.526
312	108	30:30.060	36.281	32.569	42.056	10	1:50.906
331	108	32:20.328	35.936	32.400	41.932	11	1:50.268
350	108	[IN] 34:16.059	38.557	38.459	38.715	12	
433	108	43:49.210		32.628	41.927	13	
451	108	45:39.189	36.123	32.241	41.615	14	1:49.979
457		46:05.060					YELLOW FLAG
466	108	[IN] 47:45.098	38.856	34.401	52.652	15	
481		49:26.697					START
496	108	52:24.877		36.791	42.581	16	
519	108	54:26.034	37.071	38.936	45.150	17	2:01.157
540	108	56:16.921	36.818	32.485	41.584	18	1:50.887
563	108	58:07.236	36.159	32.404	41.752	19	1:50.315
587	108	59:56.783	35.866	32.138	41.543	20	1:49.547
589		1h00:02.835					FINISH
609	108	1h01:47.029	36.043	32.496	41.707	21	1:50.246



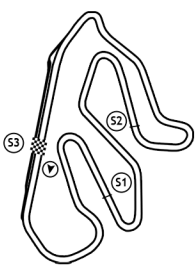
CIRCUIT DE LEDENON - 3,150 KM
20 & 21 SEPTEMBRE 2014

Seq	Num	Heure	Secteur 1	Secteur 2	Secteur 3	Tour	Temps
110 GRD COMPETITION							
	1						START
20	110	3:42.358		34.764	43.801	1	
38		5:06.690					YELLOW FLAG
42	110	5:32.907	36.283	32.050	42.216	2	1:50.549
62		6:46.142					START
67	110	7:48.291	44.532	44.938	45.914	3	2:15.384
91	110	9:37.865	35.978	32.010	41.586	4	1:49.574
113	110	11:27.932	36.077	32.361	41.629	5	1:50.067
134	110	[IN] 13:11.884	36.271	32.254	35.427	6	
208	110	20:06.567		32.724	42.092	7	
223	110	21:57.681	36.437	32.489	42.188	8	1:51.114
237	110	23:48.967	36.619	32.438	42.229	9	1:51.286
257	110	25:40.107	36.475	32.596	42.069	10	1:51.140
277	110	27:31.170	36.493	32.695	41.875	11	1:51.063
297	110	[IN] 29:18.875	36.596	32.917	38.192	12	
372	110	36:37.267		35.556	43.994	13	
390	110	38:27.686	36.275	32.431	41.713	14	1:50.419
406	110	40:17.581	36.178	32.145	41.572	15	1:49.895
421	110	[IN] 42:07.372	36.175	32.663	40.953	16	
457		46:05.060					YELLOW FLAG
479	110	49:05.987		40.256	52.629	17	
481		49:26.697					START
490	110	51:06.444	44.575	33.147	42.735	18	2:00.457
504	110	52:59.742	36.327	33.977	42.994	19	1:53.298
525	110	54:51.114	36.560	32.835	41.977	20	1:51.372
547	110	56:41.715	36.214	32.485	41.902	21	1:50.601
573	110	58:34.579	36.569	34.093	42.202	22	1:52.864
589		1h00:02.835					FINISH
601	110	1h00:35.677	36.446	33.293	51.359	23	2:01.098



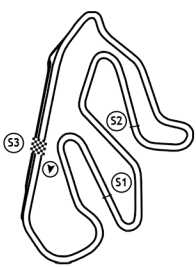
CIRCUIT DE LEDENON - 3,150 KM
20 & 21 SEPTEMBRE 2014

Seq	Num	Heure	Secteur 1	Secteur 2	Secteur 3	Tour	Temps
111 GP COMPÉTITION							
	1						START
31	111	4:24.248		33.352	41.503	1	
38		5:06.690					YELLOW FLAG
56	111	6:28.793	35.849	32.092	56.604	2	2:04.545
62		6:46.142					START
81	111	8:26.968	44.413	31.986	41.776	3	1:58.175
105	111	10:16.505	35.830	32.021	41.686	4	1:49.537
127	111	12:06.507	36.166	32.018	41.818	5	1:50.002
150	111	13:56.630	35.988	32.215	41.920	6	1:50.123
169	111	[IN] 15:51.485	37.545	38.279	39.031	7	
241	111	23:59.507		35.164	42.014	8	
259	111	25:50.034	35.872	32.300	42.355	9	1:50.527
279	111	27:40.479	36.204	32.352	41.889	10	1:50.445
298	111	29:30.926	35.998	32.323	42.126	11	1:50.447
320	111	31:21.785	36.259	32.407	42.193	12	1:50.859
340	111	[IN] 33:21.592	42.415	35.555	41.837	13	
419	111	42:01.211		34.151	42.947	14	
434	111	43:51.017	35.719	32.327	41.760	15	1:49.806
452	111	45:41.081	35.779	32.372	41.913	16	1:50.064
457		46:05.060					YELLOW FLAG
465	111	[IN] 47:44.012	36.245	33.829	52.857	17	
481		49:26.697					START
495	111	52:14.267		34.954	42.625	18	
517	111	54:04.151	35.865	32.276	41.743	19	1:49.884
538	111	55:54.313	35.754	32.381	42.027	20	1:50.162
561	111	58:01.688	38.899	34.597	53.879	21	2:07.375
585	111	59:51.576	35.751	32.342	41.795	22	1:49.888
589		1h00:02.835					FINISH
607	111	1h01:42.795	36.477	32.649	42.093	23	1:51.219



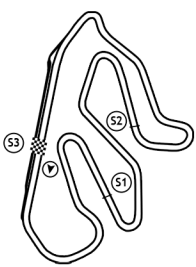
CIRCUIT DE LEDENON - 3,150 KM
20 & 21 SEPTEMBRE 2014

Seq	Num	Heure	Secteur 1	Secteur 2	Secteur 3	Tour	Temps
115 GPA RACING							
1							START
18	115	3:35.721		39.129	50.119	1	
38		5:06.690					YELLOW FLAG
41	115	5:26.488	36.558	32.325	41.884	2	1:50.767
62		6:46.142					START
66	115	7:44.323	48.314	44.531	44.990	3	2:17.835
90	115	9:34.444	35.889	32.205	42.027	4	1:50.121
112	115	11:24.758	35.789	32.434	42.091	5	1:50.314
135	115	13:15.316	36.008	32.291	42.259	6	1:50.558
157	115	15:05.754	36.202	32.253	41.983	7	1:50.438
177	115	16:56.649	36.381	32.481	42.033	8	1:50.895
195	115	18:47.557	36.172	32.681	42.055	9	1:50.908
211	115	20:38.155	36.268	32.440	41.890	10	1:50.598
225	115	22:30.199	36.679	32.628	42.737	11	1:52.044
244	115	24:21.845	36.684	32.681	42.281	12	1:51.646
264	115	26:13.304	36.687	32.597	42.175	13	1:51.459
285	115	28:03.950	36.264	32.415	41.967	14	1:50.646
305	115	[IN] 30:01.474	40.211	35.773	41.540	15	
371	115	36:22.360		32.330	41.848	16	
388	115	38:13.721	36.343	32.532	42.486	17	1:51.361
404	115	40:05.101	36.608	32.447	42.325	18	1:51.380
418	115	41:56.623	36.340	32.591	42.591	19	1:51.522
432	115	43:48.039	36.417	32.786	42.213	20	1:51.416
450	115	45:38.977	36.492	32.431	42.015	21	1:50.938
457		46:05.060					YELLOW FLAG
467	115	[IN] 47:48.054	44.085	36.155	48.837	22	
481		49:26.697					START
515	115	53:48.152		41.730	51.090	23	
537	115	55:44.629	40.191	34.635	41.651	24	1:56.477
558	115	57:39.940	39.891	33.647	41.773	25	1:55.311
582	115	59:30.610	36.243	32.501	41.926	26	1:50.670
589		1h00:02.835					FINISH
605	115	1h01:21.241	36.501	32.416	41.714	27	1:50.631



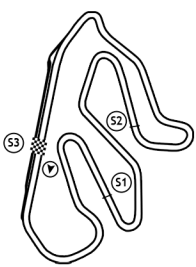
CIRCUIT DE LEDENON - 3,150 KM
20 & 21 SEPTEMBRE 2014

Seq	Num	Heure	Secteur 1	Secteur 2	Secteur 3	Tour	Temps
117 ESPACE RACING							
	1						START
15	117	2:59.727		34.312	43.711	1	
37	117	4:53.428	37.605	33.145	42.951	2	1:53.701
38		5:06.690					YELLOW FLAG
62		6:46.142					START
63	117	6:50.506	37.119	32.848	47.111	3	1:57.078
87	117	8:43.491	37.723	32.667	42.595	4	1:52.985
109	117	10:36.034	36.720	32.905	42.918	5	1:52.543
131	117	12:28.358	36.550	32.986	42.788	6	1:52.324
154	117	[IN] 14:14.189	36.745	32.895	36.191	7	
201	117	19:24.836		33.162	42.761	8	
217	117	21:16.188	36.489	32.435	42.428	9	1:51.352
232	117	23:07.358	36.448	32.472	42.250	10	1:51.170
249	117	[IN] 24:56.067	36.841	34.345	37.523	11	
310	117	30:24.755		32.934	43.358	12	
332	117	32:22.724	38.150	32.753	47.066	13	1:57.969
349	117	34:15.755	37.340	33.021	42.670	14	1:53.031
368	117	36:08.757	37.479	32.940	42.583	15	1:53.002
387	117	38:00.150	36.343	32.892	42.158	16	1:51.393
403	117	39:53.008	37.297	33.274	42.287	17	1:52.858
416	117	[IN] 41:38.384	36.661	32.918	35.797	18	
455	117	45:53.678		32.767	42.385	19	
457		46:05.060					YELLOW FLAG
473	117	47:57.691	37.803	34.209	52.004	20	2:04.013
481		49:26.697					START
487	117	50:45.083	1:14.694	49.007	43.691	21	2:47.392
499	117	52:41.163	38.455	34.460	43.165	22	1:56.080
521	117	54:32.945	36.549	32.876	42.357	23	1:51.782
542	117	56:25.195	36.615	32.792	42.843	24	1:52.250
565	117	58:17.908	36.797	33.437	42.479	25	1:52.713
589		1h00:02.835					FINISH
590	117	1h00:09.811	36.663	32.760	42.480	26	1:51.903



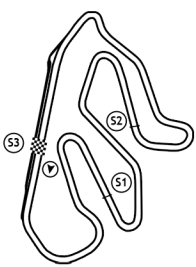
CIRCUIT DE LEDENON - 3,150 KM
20 & 21 SEPTEMBRE 2014

Seq	Num	Heure	Secteur 1	Secteur 2	Secteur 3	Tour	Temps
133 TEAM 33							
1							START
16	133	3:16.723		39.312	47.353	1	
38		5:06.690					YELLOW FLAG
39	133	5:09.434	37.562	32.891	42.258	2	1:52.711
62		6:46.142					START
64	133	7:05.332	39.128	33.613	43.157	3	1:55.898
88	133	8:57.216	36.950	32.688	42.246	4	1:51.884
110	133	10:49.137	36.553	32.745	42.623	5	1:51.921
132	133	12:40.913	36.959	32.667	42.150	6	1:51.776
155	133	14:32.834	36.719	32.740	42.462	7	1:51.921
174	133	16:24.081	36.456	32.522	42.269	8	1:51.247
191	133	[IN] 18:10.905	37.458	33.120	36.246	9	
228	133	22:40.494		34.712	44.964	10	
247	133	24:35.826	38.425	33.441	43.466	11	1:55.332
268	133	26:30.932	38.398	33.302	43.406	12	1:55.106
289	133	28:26.147	37.810	34.107	43.298	13	1:55.215
309	133	30:22.441	38.215	34.033	44.046	14	1:56.294
330	133	32:17.729	37.597	33.797	43.894	15	1:55.288
348	133	34:12.075	37.849	33.238	43.259	16	1:54.346
366	133	36:05.689	37.004	33.326	43.284	17	1:53.614
385	133	37:59.248	36.976	33.383	43.200	18	1:53.559
401	133	[IN] 39:51.844	38.391	33.673	40.532	19	
436	133	43:59.100		33.574	42.496	20	
454	133	45:52.160	37.794	32.968	42.298	21	1:53.060
457		46:05.060					YELLOW FLAG
472	133	47:56.774	37.729	34.895	51.990	22	2:04.614
481		49:26.697					START
486	133	50:44.547	1:14.480	49.732	43.561	23	2:47.773
500	133	52:41.550	38.561	35.170	43.272	24	1:57.003
522	133	54:34.194	37.453	32.925	42.266	25	1:52.644
544	133	56:29.023	38.217	34.128	42.484	26	1:54.829
568	133	58:21.605	37.075	33.028	42.479	27	1:52.582
589		1h00:02.835					FINISH
595	133	1h00:27.138	42.130	37.007	46.396	28	2:05.533



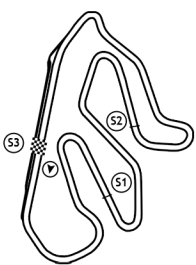
CIRCUIT DE LEDENON - 3,150 KM
20 & 21 SEPTEMBRE 2014

Seq	Num	Heure	Secteur 1	Secteur 2	Secteur 3	Tour	Temps
139 CHAMPAGNOLE							
	1						START
32	139	4:25.326		33.202	41.972	1	
38		5:06.690					YELLOW FLAG
57	139	6:29.762	36.290	32.004	56.142	2	2:04.436
62		6:46.142					START
82	139	8:28.103	44.865	31.981	41.495	3	1:58.341
106	139	10:17.818	35.941	32.218	41.556	4	1:49.715
128	139	12:08.493	36.525	32.553	41.597	5	1:50.675
151	139	13:59.125	36.434	32.186	42.012	6	1:50.632
168	139	15:49.668	36.446	32.384	41.713	7	1:50.543
187	139	[IN] 17:46.849	41.026	36.119	40.036	8	
242	139	24:00.405		35.182	42.285	9	
260	139	25:51.244	36.179	32.436	42.224	10	1:50.839
280	139	27:41.774	36.046	32.520	41.964	11	1:50.530
299	139	29:32.644	36.168	32.527	42.175	12	1:50.870
321	139	31:23.524	36.431	32.407	42.042	13	1:50.880
338	139	33:14.016	36.093	32.364	42.035	14	1:50.492
357	139	[IN] 35:09.519	39.092	36.126	40.285	15	
438	139	44:18.865		34.103	42.527	16	
457		46:05.060					YELLOW FLAG
458	139	46:09.204	36.105	32.092	42.142	17	1:50.339
475	139	48:17.259	40.904	37.168	49.986	18	2:08.055
481		49:26.697					START
489	139	50:53.270	1:14.636	39.522	41.853	19	2:36.011
502	139	52:43.496	35.699	32.492	42.035	20	1:50.226
526	139	54:53.187	41.498	46.029	42.164	21	2:09.691
548	139	56:43.135	35.992	32.218	41.738	22	1:49.948
571	139	[IN] 58:29.479	35.951	33.749	36.644	23	
589		1h00:02.835					FINISH



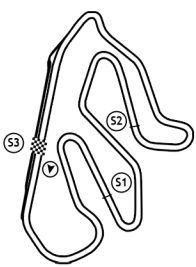
CIRCUIT DE LEDENON - 3,150 KM
20 & 21 SEPTEMBRE 2014

Seq	Num	Heure	Secteur 1	Secteur 2	Secteur 3	Tour	Temps
142 TEAM CHAMARAUD							
1							START
7	142	2:11.349		33.534	42.733	1	
27	142	4:04.569	37.190	33.120	42.910	2	1:53.220
38		5:06.690					YELLOW FLAG
51	142	6:07.836	38.007	33.292	51.968	3	2:03.267
62		6:46.142					START
75	142	8:07.759	40.521	34.135	45.267	4	1:59.923
99	142	10:01.270	37.455	33.360	42.696	5	1:53.511
121	142	11:55.003	37.512	33.263	42.958	6	1:53.733
147	142	13:51.869	38.315	35.260	43.291	7	1:56.866
170	142	[IN] 15:53.282	44.535	36.297	40.581	8	
207	142	19:57.990		32.929	42.627	9	
222	142	21:49.927	36.614	32.774	42.549	10	1:51.937
236	142	23:42.002	36.426	33.083	42.566	11	1:52.075
255	142	25:34.064	36.481	32.901	42.680	12	1:52.062
275	142	27:25.679	36.462	32.663	42.490	13	1:51.615
295	142	29:17.049	36.238	32.770	42.362	14	1:51.370
318	142	[IN] 31:05.164	38.010	32.954	37.151	15	
358	142	35:23.572		34.107	43.714	16	
376	142	37:19.248	38.470	33.970	43.236	17	1:55.676
395	142	39:15.078	38.336	33.894	43.600	18	1:55.830
410	142	41:09.375	37.657	33.311	43.329	19	1:54.297
423	142	43:04.381	38.237	33.474	43.295	20	1:55.006
439	142	44:58.825	37.965	33.271	43.208	21	1:54.444
457		46:05.060					YELLOW FLAG
460	142	46:58.762	37.332	33.567	49.038	22	1:59.937
476	142	[IN] 49:01.593	42.123	36.917	43.791	23	
481		49:26.697					START
512	142	53:20.584		32.488	42.251	24	
534	142	55:12.286	36.612	32.541	42.549	25	1:51.702
556	142	57:04.299	36.528	32.773	42.712	26	1:52.013
580	142	58:56.474	36.411	32.910	42.854	27	1:52.175
589		1h00:02.835					FINISH
603	142	1h00:47.998	36.272	32.843	42.409	28	1:51.524



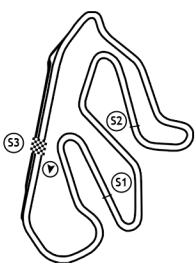
CIRCUIT DE LEDENON - 3,150 KM
20 & 21 SEPTEMBRE 2014

Seq	Num	Heure	Secteur 1	Secteur 2	Secteur 3	Tour	Temps
149 MRG RACING							
1							START
12	149	2:43.131		34.249	42.513	1	
34	149	4:33.965	36.145	32.453	42.236	2	1:50.834
38		5:06.690					YELLOW FLAG
59	149	6:32.412	36.580	32.723	49.144	3	4:58.447
62		6:46.142					START
86	149	8:33.506	45.393	32.810	42.891	4	2:01.094
108	149	10:24.845	36.455	32.736	42.148	5	1:51.339
130	149	12:16.517	36.366	32.988	42.318	6	1:51.672
153	149	14:07.660	36.201	32.660	42.282	7	1:51.143
172	149	15:59.561	36.698	32.468	42.735	8	1:51.901
188	149	17:51.490	36.920	32.517	42.492	9	1:51.929
204	149	[IN] 19:37.863	36.456	33.199	36.718	10	
238	149	23:53.555		33.601	43.710	11	
261	149	25:51.295	38.345	34.735	44.660	12	1:57.740
282	149	27:47.061	38.912	33.511	43.343	13	1:55.766
302	149	29:45.157	38.210	33.995	45.891	14	1:58.096
324	149	31:41.274	38.323	33.369	44.425	15	1:56.117
342	149	33:37.828	37.770	35.176	43.608	16	1:56.554
360	149	35:32.118	37.587	33.445	43.258	17	1:54.290
378	149	[IN] 37:21.035	37.519	33.529	37.869	18	
415	149	41:32.070		33.562	43.376	19	
428	149	43:27.044	37.823	33.445	43.706	20	1:54.974
447	149	45:30.310	47.191	33.305	42.770	21	2:03.266
457		46:05.060					YELLOW FLAG
481		49:26.697					START
567	149	58:20.424	11:30.366	37.135	42.613	22	12:50.114
589		1h00:02.835					FINISH
594	149	1h00:26.192	47.510	34.164	44.094	23	2:05.768



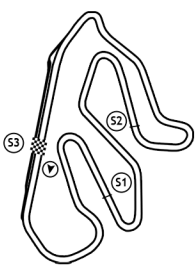
CIRCUIT DE LEDENON - 3,150 KM
20 & 21 SEPTEMBRE 2014

Seq	Num	Heure	Secteur 1	Secteur 2	Secteur 3	Tour	Temps
155 DANRACING							
							START
9	155	2:22.310		34.486	45.326	1	
28	155	4:12.455	36.324	32.065	41.756	2	1:50.145
38		5:06.690					YELLOW FLAG
53	155	6:14.927	35.906	32.027	54.539	3	2:02.472
62		6:46.142					START
78	155	8:17.064	42.595	35.277	44.265	4	2:02.137
103	155	10:08.781	36.154	32.524	43.039	5	1:51.717
124	155	11:58.548	35.643	32.213	41.911	6	1:49.767
145	155	13:48.950	35.923	32.523	41.956	7	1:50.402
165	155	15:40.455	36.262	33.520	41.723	8	1:51.505
183	155	17:30.646	36.073	32.331	41.787	9	1:50.191
200	155	19:21.204	35.947	32.852	41.759	10	1:50.558
215	155	[IN] 21:05.674	36.260	32.499	35.711	11	
256	155	25:36.051		32.466	42.107	12	
276	155	27:26.433	36.279	32.367	41.736	13	1:50.382
296	155	29:17.431	35.987	32.753	42.258	14	1:50.998
319	155	31:08.506	36.868	32.385	41.822	15	1:51.075
337	155	32:59.136	36.595	32.304	41.731	16	1:50.630
355	155	34:49.241	35.983	32.425	41.697	17	1:50.105
374	155	36:39.054	35.788	32.314	41.711	18	1:49.813
392	155	[IN] 38:31.301	38.172	36.043	38.032	19	
430	155	43:36.652		46.167	52.499	20	
446	155	45:27.592	36.535	32.325	42.080	21	1:50.940
457		46:05.060					YELLOW FLAG
469	155	47:52.606	36.090	38.267	41.10657	22	2:25.044
481		49:26.697					START
483	155	50:39.658	1:14.609	50.428	42.015	23	2:47.052
497	155	52:28.995	35.886	32.073	41.378	24	1:49.337
518	155	54:19.366	36.088	32.745	41.538	25	1:50.371
539	155	56:09.470	36.087	32.271	41.746	26	1:50.104
560	155	57:59.855	36.176	32.244	41.965	27	1:50.385
584	155	59:49.965	36.109	32.388	41.613	28	1:50.110
589		1h00:02.835					FINISH
610	155	[IN] 1h01:51.717	39.660	39.244	42.848	29	



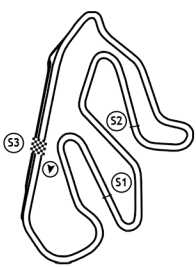
CIRCUIT DE LEDENON - 3,150 KM
20 & 21 SEPTEMBRE 2014

Seq	Num	Heure	Secteur 1	Secteur 2	Secteur 3	Tour	Temps
168 AK COMPETITION							
1							START
10	168	2:28.764		32.978	42.120	1	
30	168	4:19.841	36.768	32.223	42.086	2	1:51.077
38		5:06.690					YELLOW FLAG
55	168	6:26.407	36.242	32.426	57.898	3	2:06.566
62		6:46.142					START
80	168	8:24.223	41.618	34.012	42.186	4	1:57.816
104	168	10:14.458	35.917	32.710	41.608	5	1:50.235
126	168	12:04.866	36.062	32.522	41.824	6	1:50.408
148	168	[IN] 13:52.128	38.942	32.480	35.840	7	
194	168	18:46.711		33.082	46.109	8	
210	168	20:37.253	36.455	32.276	41.811	9	1:50.542
229	168	22:43.812	40.914	42.691	42.954	10	2:06.559
246	168	24:35.712	36.799	32.275	42.826	11	1:51.900
266	168	26:26.302	36.293	32.367	41.930	12	1:50.590
287	168	28:16.686	36.124	32.345	41.915	13	1:50.384
307	168	30:08.106	36.358	32.300	42.762	14	1:51.420
328	168	32:10.613	38.664	38.026	45.817	15	2:02.507
346	168	[IN] 33:55.845	37.439	32.176	35.617	16	
397	168	39:24.462		32.634	41.811	17	
411	168	41:14.835	36.167	32.317	41.889	18	1:50.373
425	168	43:05.605	36.468	32.307	41.995	19	1:50.770
443	168	45:10.401	42.925	38.127	43.744	20	2:04.796
457		46:05.060					YELLOW FLAG
461	168	47:00.989	36.006	32.572	42.040	21	4:50.588
477	168	[IN] 49:03.957	41.694	36.724	44.550	22	
481		49:26.697					START
511	168	53:13.629		32.170	41.845	23	
533	168	55:03.830	36.224	32.065	41.912	24	1:50.201
555	168	56:56.201	35.974	32.081	44.316	25	1:52.371
579	168	58:47.005	36.468	32.363	41.973	26	1:50.804
589		1h00:02.835					FINISH
602	168	1h00:37.052	36.158	32.178	41.711	27	1:50.047



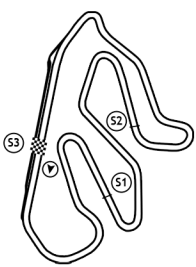
CIRCUIT DE LEDENON - 3,150 KM
20 & 21 SEPTEMBRE 2014

Seq	Num	Heure	Secteur 1	Secteur 2	Secteur 3	Tour	Temps
177 GEDIRACING							
	1						START
22	177	3:45.388		35.918	50.145	1	
38		5:06.690					YELLOW FLAG
52	177	6:12.699	44.473	48.855	53.983	2	2:27.311
62		6:46.142					START
77	177	8:15.871	43.235	35.661	44.276	3	2:03.172
101	177	10:05.407	35.844	31.955	41.737	4	1:49.536
125	177	12:02.902	35.955	32.835	48.705	5	1:57.495
149	177	13:53.035	35.896	32.312	41.925	6	1:50.133
171	177	[IN] 15:56.620	42.713	39.298	41.574	7	
226	177	22:33.581		36.614	47.041	8	
245	177	24:23.934	35.979	32.461	41.913	9	1:50.353
265	177	26:14.500	36.138	32.385	42.043	10	1:50.566
286	177	28:05.504	36.073	32.720	42.211	11	1:51.004
304	177	[IN] 29:50.140	36.307	32.369	35.960	12	
407	177	40:22.438		40.217	49.636	13	
422	177	42:12.533	36.044	32.173	41.878	14	1:50.095
437	177	44:02.777	36.132	32.241	41.871	15	1:50.244
457		46:05.060					YELLOW FLAG
459	177	[IN] 46:12.554	42.589	41.909	45.279	16	
481		49:26.697					START
505	177	53:06.413		40.957	45.718	17	
527	177	54:56.593	36.298	32.122	41.760	18	1:50.180
549	177	56:46.531	35.981	32.236	41.721	19	1:49.938
572	177	[IN] 58:33.732	36.213	32.428	38.560	20	
589		1h00:02.835					FINISH



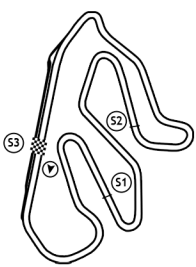
CIRCUIT DE LEDENON - 3,150 KM
20 & 21 SEPTEMBRE 2014

Seq	Num	Heure	Secteur 1	Secteur 2	Secteur 3	Tour	Temps
183 COFELY BY THIEBE AUTO							
1							START
6	183	2:10.266		34.862	44.197	1	
26	183	4:03.555	37.380	33.047	42.862	2	1:53.289
38		5:06.690					YELLOW FLAG
50	183	6:06.545	37.542	33.302	52.176	3	2:02.990
62		6:46.142					START
74	183	8:06.703	39.848	35.154	45.156	4	2:00.158
98	183	9:59.437	36.874	32.999	42.861	5	1:52.734
120	183	11:53.412	37.599	33.372	43.004	6	1:53.975
146	183	13:49.333	37.165	33.284	45.472	7	1:55.921
166	183	15:42.133	37.252	33.069	42.479	8	1:52.800
186	183	17:35.612	37.331	33.030	43.118	9	1:53.479
202	183	19:29.086	37.782	32.848	42.844	10	1:53.474
218	183	21:22.969	36.974	33.541	43.368	11	1:53.883
233	183	23:16.426	37.156	33.226	43.075	12	1:53.457
250	183	[IN] 25:05.781	37.356	33.252	38.747	13	
313	183	30:31.197		32.639	42.685	14	
333	183	32:23.084	36.800	32.650	42.437	15	1:51.887
351	183	34:16.282	37.687	33.100	42.411	16	1:53.198
367	183	36:07.808	36.668	32.471	42.387	17	1:51.526
386	183	37:59.708	36.334	32.657	42.909	18	1:51.900
402	183	39:52.088	37.099	32.635	42.646	19	1:52.380
417	183	41:44.285	36.979	32.803	42.415	20	1:52.197
429	183	43:35.840	36.852	32.452	42.251	21	1:51.555
445	183	45:27.581	36.918	32.587	42.236	22	1:51.741
457		46:05.060					YELLOW FLAG
464	183	[IN] 47:40.660	37.026	37.885	58.168	23	
481		49:26.697					START
492	183	51:55.401		32.265	42.422	24	
514	183	53:46.685	36.290	32.678	42.316	25	1:51.284
535	183	55:38.242	36.320	32.689	42.548	26	1:51.557
557	183	57:29.510	36.508	32.618	42.142	27	1:51.268
581	183	59:29.311	43.786	33.735	42.280	28	1:59.801
589		1h00:02.835					FINISH
604	183	1h01:20.797	36.588	32.635	42.263	29	1:51.486



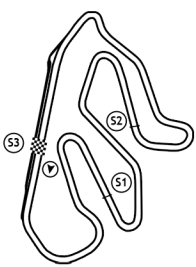
CIRCUIT DE LEDENON - 3,150 KM
20 & 21 SEPTEMBRE 2014

Seq	Num	Heure	Secteur 1	Secteur 2	Secteur 3	Tour	Temps
195 NO LIMIT RACING							
1							START
21	195	3:43.150		33.672	44.094	1	
38		5:06.690					YELLOW FLAG
43	195	5:34.049	36.515	32.302	42.082	2	1:50.899
62		6:46.142					START
68	195	7:48.804	44.074	44.952	45.729	3	2:14.755
92	195	9:39.542	36.191	32.452	42.095	4	1:50.738
114	195	11:30.031	36.137	32.342	42.010	5	1:50.489
137	195	13:20.229	35.960	32.295	41.943	6	1:50.198
158	195	15:11.284	36.553	32.433	42.069	7	1:51.055
176	195	[IN] 16:55.710	36.480	32.462	35.484	8	
230	195	22:47.444		32.624	41.865	9	
248	195	24:37.550	35.931	32.311	41.864	10	1:50.106
267	195	26:28.237	36.283	32.528	41.876	11	1:50.687
288	195	28:19.033	36.318	32.484	41.994	12	1:50.796
308	195	30:10.189	36.509	32.456	42.191	13	1:51.156
326	195	32:00.982	36.145	32.562	42.086	14	1:50.793
344	195	33:51.604	36.232	32.533	41.857	15	1:50.622
362	195	35:42.074	36.075	32.387	42.008	16	1:50.470
380	195	37:33.201	36.489	32.477	42.161	17	1:51.127
396	195	39:23.763	36.320	32.243	41.999	18	1:50.562
409	195	[IN] 41:07.944	36.328	32.496	35.357	19	
457		46:05.060					YELLOW FLAG
481		49:26.697					START
508	195	53:09.348		32.237	41.920	20	
530	195	54:59.654	36.061	32.379	41.866	21	1:50.306
552	195	56:53.026	36.239	32.990	44.143	22	1:53.372
576	195	58:42.972	36.022	32.131	41.793	23	1:49.946
589		1h00:02.835					FINISH
598	195	1h00:33.263	36.021	32.387	41.883	24	1:50.291



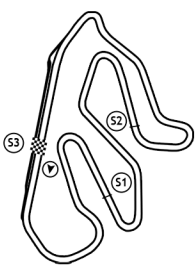
CIRCUIT DE LEDENON - 3,150 KM
20 & 21 SEPTEMBRE 2014

Seq	Num	Heure	Secteur 1	Secteur 2	Secteur 3	Tour	Temps
208 SET UP RACING							
1							START
38		5:06.690					YELLOW FLAG
48	208	6:04.109		38.620	54.300	1	
62		6:46.142					START
73	208	8:05.358	40.257	35.313	45.679	2	2:01.249
97	208	9:55.027	36.036	32.093	41.540	3	1:49.669
119	208	11:44.947	35.714	32.167	42.039	4	1:49.920
140	208	13:35.213	35.833	32.499	41.934	5	1:50.266
160	208	15:25.077	35.753	32.266	41.845	6	1:49.864
179	208	17:15.134	36.000	32.370	41.687	7	1:50.057
197	208	19:05.259	35.797	32.290	42.038	8	1:50.125
213	208	[IN] 20:53.446	38.411	33.672	36.104	9	
281	208	27:43.708		32.799	42.113	10	
300	208	29:34.747	36.789	32.304	41.946	11	1:51.039
322	208	31:25.769	36.445	32.650	41.927	12	1:51.022
339	208	33:17.516	36.573	32.639	42.535	13	1:51.747
356	208	35:08.885	36.652	32.696	42.021	14	1:51.369
375	208	37:00.872	36.596	33.140	42.251	15	1:51.987
393	208	39:05.723	50.264	32.546	42.041	16	2:04.851
408	208	40:58.824	36.289	32.936	43.876	17	1:53.101
424	208	43:05.005	44.599	37.197	44.385	18	2:06.181
442	208	45:05.360	40.757	36.073	43.525	19	2:00.355
457		46:05.060					YELLOW FLAG
462	208	47:01.832	39.002	35.542	41.958	20	1:56.472
478	208	[IN] 49:05.760	42.419	35.993	45.516	21	
481		49:26.697					START
507	208	53:08.480		41.305	46.045	22	
529	208	54:59.171	36.452	32.408	41.831	23	1:50.691
551	208	56:49.854	36.064	32.794	41.825	24	1:50.683
575	208	58:40.741	36.559	32.530	41.798	25	1:50.887
589		1h00:02.835					FINISH
597	208	1h00:31.477	36.176	32.725	41.835	26	1:50.736



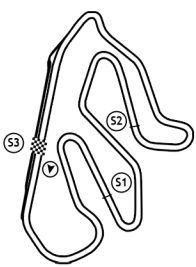
CIRCUIT DE LEDENON - 3,150 KM
20 & 21 SEPTEMBRE 2014

Seq	Num	Heure	Secteur 1	Secteur 2	Secteur 3	Tour	Temps
209 G.M.SPORT							
1							START
4	209	2:04.377		33.325	42.722	1	
25	209	3:57.175	37.389	32.847	42.562	2	1:52.798
38		5:06.690					YELLOW FLAG
46	209	5:50.733	36.985	33.894	42.682	3	4:53.558
62		6:46.142					START
71	209	7:57.274	39.329	41.017	46.195	4	2:06.541
95	209	9:49.615	36.548	33.090	42.703	5	1:52.341
117	209	11:41.602	36.791	32.771	42.425	6	1:51.987
139	209	13:34.045	36.764	32.959	42.720	7	1:52.443
161	209	15:26.442	37.095	32.920	42.382	8	1:52.397
180	209	17:19.030	36.787	33.141	42.660	9	1:52.588
198	209	19:11.556	36.792	33.156	42.578	10	1:52.526
214	209	[IN] 21:01.896	37.361	34.344	38.635	11	
254	209	25:30.490		32.883	42.581	12	
274	209	27:22.521	37.242	32.781	42.008	13	1:52.031
294	209	29:13.659	36.521	32.502	42.115	14	1:51.138
317	209	31:04.815	36.345	32.509	42.302	15	1:51.156
336	209	32:56.230	36.429	32.801	42.185	16	1:51.415
354	209	34:47.200	36.384	32.452	42.134	17	1:50.970
373	209	36:38.397	36.445	32.563	42.189	18	1:51.197
391	209	38:29.228	36.364	32.397	42.070	19	1:50.831
405	209	[IN] 40:13.811	36.325	32.474	35.784	20	
456	209	45:58.544		33.058	42.724	21	
457		46:05.060					YELLOW FLAG
474	209	48:02.672	37.836	33.526	52.766	22	2:04.128
481		49:26.697					START
488	209	50:50.712	1:13.529	50.883	43.628	23	2:48.040
503	209	52:45.494	36.874	33.512	44.396	24	1:54.782
524	209	54:39.040	37.710	32.931	42.905	25	1:53.546
545	209	56:31.811	36.579	33.055	43.137	26	1:52.771
569	209	58:24.588	36.891	32.963	42.923	27	1:52.777
589		1h00:02.835					FINISH
592	209	1h00:20.344	39.070	33.178	43.508	28	1:55.756



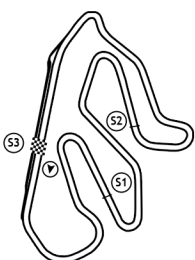
CIRCUIT DE LEDENON - 3,150 KM
20 & 21 SEPTEMBRE 2014

Seq	Num	Heure	Secteur 1	Secteur 2	Secteur 3	Tour	Temps
213 NEW TEAM COMPETITION							
1							START
5	213	2:05.014		33.821	42.131	1	
24	213	3:55.161	36.323	32.206	41.618	2	1:50.147
38		5:06.690					YELLOW FLAG
44	213	5:46.990	36.006	32.710	43.113	3	4:51.829
62		6:46.142					START
70	213	7:56.317	41.763	40.455	47.109	4	2:09.327
94	213	9:46.137	36.008	32.200	41.612	5	1:49.820
116	213	11:36.225	35.898	32.293	41.897	6	1:50.088
136	213	[IN] 13:19.236	36.002	32.286	34.723	7	
189	213	17:55.998		34.448	42.457	8	
206	213	19:46.945	36.546	32.349	42.052	9	1:50.947
220	213	21:37.490	36.314	32.295	41.936	10	1:50.545
235	213	23:28.023	36.107	32.263	42.163	11	1:50.533
253	213	25:18.235	36.267	32.097	41.848	12	1:50.212
272	213	27:08.944	36.297	32.237	42.175	13	1:50.709
293	213	28:59.445	36.196	32.331	41.974	14	1:50.501
315	213	[IN] 30:42.392	36.016	32.212	34.719	15	
364	213	35:54.074		32.658	42.325	16	
382	213	37:44.436	36.282	32.210	41.870	17	1:50.362
399	213	39:35.031	36.243	32.451	41.901	18	1:50.595
414	213	41:25.160	36.114	32.255	41.760	19	1:50.129
427	213	43:15.383	35.928	32.460	41.835	20	1:50.223
441	213	[IN] 45:00.337	36.290	32.907	35.757	21	
457		46:05.060					YELLOW FLAG
480	213	49:22.823		34.104	42.990	22	
481		49:26.697					START
491	213	51:17.079	39.581	32.862	41.813	23	1:54.256
506	213	53:08.140	36.398	32.299	42.364	24	1:51.061
528	213	54:58.729	36.330	32.226	42.033	25	1:50.589
550	213	56:49.591	36.115	32.730	42.017	26	1:50.862
574	213	58:40.113	36.302	32.257	41.963	27	1:50.522
589		1h00:02.835					FINISH
596	213	1h00:30.710	36.117	32.524	41.956	28	1:50.597



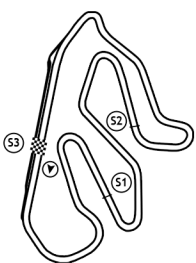
CIRCUIT DE LEDENON - 3,150 KM
20 & 21 SEPTEMBRE 2014

Seq	Num	Heure	Secteur 1	Secteur 2	Secteur 3	Tour	Temps
215 GPA RACING							
1							START
19	215	3:36.753		38.096	49.820	1	
38		5:06.690					YELLOW FLAG
49	215	6:05.615	4:01.876	33.822	53.164	2	2:28.862
62		6:46.142					START
76	215	8:11.234	39.864	34.879	50.876	3	2:05.619
100	215	10:03.908	37.062	33.066	42.546	4	1:52.674
122	215	11:55.988	36.674	32.590	42.816	5	1:52.080
143	215	13:47.208	36.878	32.236	42.106	6	1:51.220
167	215	15:44.031	37.597	36.412	42.814	7	1:56.823
184	215	[IN] 17:31.132	38.297	33.236	35.568	8	
221	215	21:46.684		33.100	43.667	9	
239	215	23:54.635	51.409	33.551	42.991	10	2:07.951
262	215	25:52.589	38.943	33.782	45.229	11	1:57.954
284	215	27:50.063	38.322	34.992	44.160	12	1:57.474
303	215	29:45.685	39.783	32.907	42.932	13	1:55.622
323	215	31:40.192	38.334	33.344	42.829	14	1:54.507
341	215	33:35.980	36.939	36.254	42.595	15	1:55.788
359	215	35:28.077	36.748	32.819	42.530	16	1:52.097
377	215	37:19.645	36.485	32.312	42.771	17	1:51.568
394	215	[IN] 39:08.952	39.204	32.994	37.109	18	
431	215	43:37.841		32.782	42.463	19	
448	215	45:31.424	37.377	33.271	42.935	20	1:53.583
457		46:05.060					YELLOW FLAG
470	215	47:53.679	37.494	34.958	4:09.803	21	2:22.255
481		49:26.697					START
485	215	50:42.313	1:14.729	49.954	43.951	22	2:48.634
546	215	56:34.568			44.755	23	5:52.255
570	215	58:27.375	37.354	33.105	42.348	24	1:52.807
589		1h00:02.835					FINISH
593	215	1h00:23.444	38.340	34.538	43.191	25	1:56.069



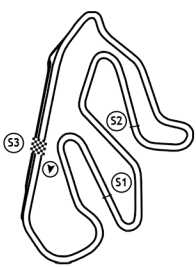
CIRCUIT DE LEDENON - 3,150 KM
20 & 21 SEPTEMBRE 2014

Seq	Num	Heure	Secteur 1	Secteur 2	Secteur 3	Tour	Temps
295 NO LIMIT RACING							
1							START
8	295	2:21.904		32.594	42.173	1	
29	295	4:13.444	36.007	32.503	43.030	2	1:51.540
38		5:06.690					YELLOW FLAG
54	295	6:19.022	35.960	32.059	57.559	3	2:05.578
62		6:46.142					START
79	295	8:17.596	41.703	33.497	43.374	4	1:58.574
102	295	10:07.435	35.745	32.526	41.568	5	1:49.839
123	295	11:57.482	35.848	32.100	42.099	6	1:50.047
144	295	13:47.456	35.943	32.246	41.785	7	1:49.974
163	295	15:37.413	35.774	32.474	41.709	8	1:49.957
182	295	17:27.063	35.838	32.252	41.560	9	1:49.650
199	295	19:16.831	35.784	32.183	41.801	10	1:49.768
216	295	21:06.539	35.845	32.225	41.638	11	1:49.708
231	295	[IN] 22:54.125	37.867	33.063	36.656	12	
314	295	30:40.225		32.457	42.109	13	
334	295	32:30.366	36.241	32.192	41.708	14	1:50.141
352	295	34:20.472	36.027	32.301	41.778	15	1:50.106
369	295	36:10.508	35.949	32.294	41.793	16	1:50.036
384	295	[IN] 37:55.999	36.211	32.420	36.860	17	
457		46:05.060					YELLOW FLAG
481		49:26.697					START
510	295	53:10.433		32.199	41.929	18	
532	295	55:01.128	36.231	32.614	41.850	19	1:50.695
554	295	56:54.056	35.886	32.751	44.291	20	1:52.928
578	295	58:44.247	36.055	32.374	41.762	21	1:50.191
589		1h00:02.835					FINISH
600	295	1h00:35.305	36.379	32.630	42.049	22	1:51.058



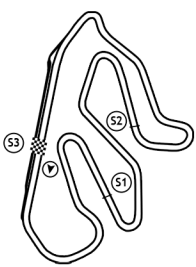
CIRCUIT DE LEDENON - 3,150 KM
20 & 21 SEPTEMBRE 2014

Seq	Num	Heure	Secteur 1	Secteur 2	Secteur 3	Tour	Temps
309 G.M.SPORT							
1							START
3	309	2:02.315		32.859	42.280	1	
23	309	3:52.883	36.172	32.350	42.046	2	1:50.568
38		5:06.690					YELLOW FLAG
45	309	5:48.442	37.906	33.808	43.845	3	1:55.559
62		6:46.142					START
69	309	7:55.686	40.922	40.782	45.540	4	2:07.244
93	309	9:45.563	35.976	32.114	41.787	5	1:49.877
115	309	11:35.606	35.979	32.289	41.775	6	1:50.043
138	309	13:27.151	36.935	32.613	41.997	7	1:51.545
159	309	15:17.797	36.362	32.287	41.997	8	1:50.646
178	309	17:07.951	35.994	32.261	41.899	9	1:50.154
196	309	18:58.553	36.231	32.296	42.075	10	1:50.602
212	309	20:48.849	36.239	32.161	41.896	11	1:50.296
227	309	[IN] 22:35.134	36.412	32.915	36.958	12	
269	309	26:46.321		32.499	41.932	13	
290	309	28:36.271	35.848	32.319	41.783	14	1:49.950
311	309	30:26.154	35.771	32.233	41.879	15	1:49.883
329	309	32:16.194	35.825	32.334	41.881	16	1:50.040
347	309	34:06.276	35.850	32.370	41.862	17	1:50.082
365	309	35:56.283	35.683	32.404	41.920	18	1:50.007
383	309	37:46.283	35.877	32.348	41.775	19	1:50.000
400	309	39:35.894	35.775	32.182	41.654	20	1:49.611
412	309	[IN] 41:18.606	35.995	32.270	34.447	21	
449	309	45:34.022		33.802	43.606	22	
457		46:05.060					YELLOW FLAG
471	309	47:54.647	37.085	34.727	40.813	23	2:20.625
481		49:26.697					START
484	309	50:40.914	1:15.054	48.887	42.326	24	2:46.267
498	309	52:31.493	36.391	32.379	41.809	25	1:50.579
520	309	54:26.929	38.462	33.076	43.898	26	1:55.436
541	309	56:18.973	36.979	32.750	42.315	27	1:52.044
564	309	58:09.808	36.505	32.438	41.892	28	1:50.835
588	309	1h00:01.616	36.539	32.779	42.490	29	1:51.808
589		1h00:02.835					FINISH
611	309	1h01:53.313	36.964	32.493	42.240	30	1:51.697

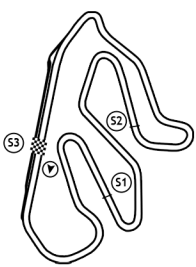


CIRCUIT DE LEDENON - 3,150 KM
20 & 21 SEPTEMBRE 2014

Seq	Num	Heure	Secteur 1	Secteur 2	Secteur 3	Tour	Temps
315 GPA RACING							
1							START
17	315	3:33.783		40.870	49.361	1	
38		5:06.690					YELLOW FLAG
40	315	5:22.842	35.583	31.813	41.663	2	1:49.059
62		6:46.142					START
65	315	7:43.407	51.184	44.524	44.857	3	2:20.565
89	315	9:32.667	35.775	31.756	41.729	4	1:49.260
111	315	11:21.922	35.852	31.903	41.500	5	1:49.255
133	315	13:11.566	35.615	31.878	42.151	6	1:49.644
156	315	15:00.760	35.608	31.876	41.710	7	1:49.194
175	315	16:49.975	35.712	31.811	41.692	8	1:49.215
193	315	[IN] 18:37.223	36.942	33.070	37.236	9	
252	315	25:17.650		37.621	51.061	10	
271	315	27:07.820	36.063	32.041	42.066	11	1:50.170
292	315	28:57.525	35.860	32.013	41.832	12	1:49.705
316	315	30:47.595	35.824	32.217	42.029	13	1:50.070
335	315	32:37.993	36.180	32.262	41.956	14	1:50.398
353	315	34:28.416	36.447	32.182	41.794	15	1:50.423
370	315	36:18.677	36.251	32.122	41.888	16	1:50.261
389	315	[IN] 38:18.111	42.173	36.046	41.215	17	
444	315	45:25.927		33.743	41.804	18	
457		46:05.060					YELLOW FLAG
463	315	47:26.284	35.408	31.914	53.035	19	2:00.357
481		49:26.697					START
482	315	50:09.746	55.164	53.736	54.562	20	2:43.462
493	315	51:58.241	35.355	31.891	41.249	21	1:48.495
513	315	[IN] 53:43.892	38.013	32.355	35.283	22	
562	315	58:05.653		34.777	41.841	23	
586	315	59:54.859	35.679	31.947	41.580	24	1:49.206
589		1h00:02.835					FINISH
608	315	1h01:44.663	36.158	32.269	41.377	25	1:49.804

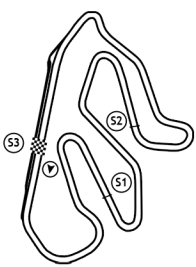

**CIRCUIT DE LEDENON - 3,150 KM
20 & 21 SEPTEMBRE 2014**

Seq	Num	Heure	Secteur 1	Secteur 2	Secteur 3	Tour	Temps
395 NO LIMIT RACING							
1							START
14	395	2:54.225		33.152	43.235	1	
36	395	4:45.067	36.344	32.448	42.050	2	1:50.842
38		5:06.690					YELLOW FLAG
61	395	6:44.472	36.282	35.850	47.273	3	4:59.405
62		6:46.142					START
85	395	[IN] 8:31.542	39.182	32.784	35.104	4	
142	395	13:42.667		33.933	44.429	5	
164	395	15:38.552	37.664	33.418	44.803	6	1:55.885
185	395	17:34.919	38.858	33.795	43.714	7	1:56.367
203	395	19:31.640	39.187	34.117	43.417	8	1:56.721
219	395	21:27.567	38.048	33.271	44.608	9	1:55.927
234	395	23:21.279	37.399	33.017	43.296	10	1:53.712
251	395	25:15.093	37.577	33.053	43.184	11	1:53.814
273	395	[IN] 27:10.861	40.678	34.565	40.525	12	
327	395	32:01.595		34.300	42.182	13	
345	395	33:52.958	36.508	32.673	42.182	14	1:51.363
363	395	35:44.789	36.475	32.571	42.785	15	1:51.831
381	395	37:36.333	36.634	32.422	42.488	16	1:51.544
398	395	39:28.714	37.584	32.459	42.338	17	1:52.381
413	395	41:20.730	37.049	32.675	42.292	18	1:52.016
426	395	43:13.101	36.523	32.891	42.957	19	1:52.371
440	395	[IN] 44:58.854	36.494	33.078	36.181	20	
457		46:05.060					YELLOW FLAG
481		49:26.697					START
501	395	52:42.878		33.677	42.908	21	
523	395	54:34.405	36.749	32.652	42.126	22	1:51.527
543	395	56:27.852	37.625	33.794	42.028	23	1:53.447
566	395	58:19.212	36.229	32.998	42.133	24	1:51.360
589		1h00:02.835					FINISH
591	395	1h00:10.346	36.382	32.692	42.060	25	1:51.134



CIRCUIT DE LEDENON - 3,150 KM
20 & 21 SEPTEMBRE 2014

Seq	Num	Heure	Secteur 1	Secteur 2	Secteur 3	Tour	Temps
449 MRG RACING							
1							START
11	449	2:38.606		33.343	42.301	1	
33	449	4:29.331	36.613	32.138	41.974	2	1:50.725
38		5:06.690					YELLOW FLAG
58	449	6:31.057	36.940	32.324	52.492	3	2:04.726
62		6:46.142					START
83	449	8:30.025	44.722	32.395	41.851	4	1:58.968
107	449	10:20.371	36.569	31.986	41.791	5	1:50.346
129	449	12:11.616	36.397	32.649	42.199	6	1:51.245
152	449	14:02.494	36.310	32.185	42.383	7	1:50.878
173	449	16:08.118	50.683	32.394	42.547	8	2:05.624
190	449	17:59.546	36.756	32.355	42.317	9	1:51.428
205	449	[IN] 19:45.323	36.826	32.559	36.392	10	
243	449	24:04.828		32.588	42.089	11	
263	449	25:56.395	36.721	32.606	42.240	12	1:51.567
283	449	27:47.845	36.449	32.635	42.366	13	1:51.450
306	449	30:04.813	36.889	33.362	1:06.717	14	2:16.968
325	449	31:57.864	37.868	32.967	42.216	15	1:53.051
343	449	33:49.483	36.566	32.731	42.322	16	1:51.619
361	449	35:41.272	36.611	32.854	42.324	17	1:51.789
379	449	[IN] 37:28.615	37.599	32.760	36.984	18	
420	449	42:04.959		32.710	41.868	19	
435	449	43:56.114	36.897	32.185	42.073	20	1:51.155
453	449	45:46.393	36.274	32.191	41.814	21	1:50.279
457		46:05.060					YELLOW FLAG
468	449	[IN] 47:49.667	37.383	39.842	46.049	22	
481		49:26.697					START
494	449	52:01.741		32.370	41.783	23	
516	449	53:52.348	36.390	32.335	41.882	24	1:50.607
536	449	55:43.308	36.651	32.546	41.763	25	1:50.960
559	449	57:50.597	50.620	34.151	42.518	26	2:07.289
583	449	59:41.641	36.681	32.568	41.795	27	1:51.044
589		1h00:02.835					FINISH
606	449	1h01:31.669	36.362	32.229	41.437	28	1:50.028



CIRCUIT DE LEDENON - 3,150 KM
20 & 21 SEPTEMBRE 2014

Seq	Num	Heure	Secteur 1	Secteur 2	Secteur 3	Tour	Temps
495 NO LIMIT RACING							
1							START
13	495	2:53.364		32.789	43.782	1	
35	495	4:42.260	35.629	31.865	41.402	2	1:48.896
38		5:06.690					YELLOW FLAG
60	495	6:43.035	35.846	38.300	46.629	3	2:00.775
62		6:46.142					START
84	495	[IN] 8:30.189	39.791	32.310	35.053	4	
192	495	18:28.845		36.232	46.610	5	
209	495	20:17.556	35.652	31.724	41.335	6	1:48.711
224	495	22:06.827	35.602	32.058	41.611	7	1:49.271
240	495	23:57.159	36.307	32.442	41.583	8	1:50.332
258	495	25:47.248	36.005	32.404	41.680	9	1:50.089
278	495	27:36.832	35.812	32.165	41.607	10	1:49.584
301	495	[IN] 29:39.755	42.501	39.685	40.737	11	
457		46:05.060					YELLOW FLAG
481		49:26.697					START
509	495	53:09.514		32.078	41.778	12	
531	495	54:59.910	36.258	32.488	41.650	13	1:50.396
553	495	56:53.257	36.427	33.238	43.682	14	1:53.347
577	495	58:43.211	36.278	32.177	41.499	15	1:49.954
589		1h00:02.835					FINISH
599	495	1h00:33.523	36.157	32.328	41.827	16	1:50.312