

CAID

Présentation du 2 novembre 2009

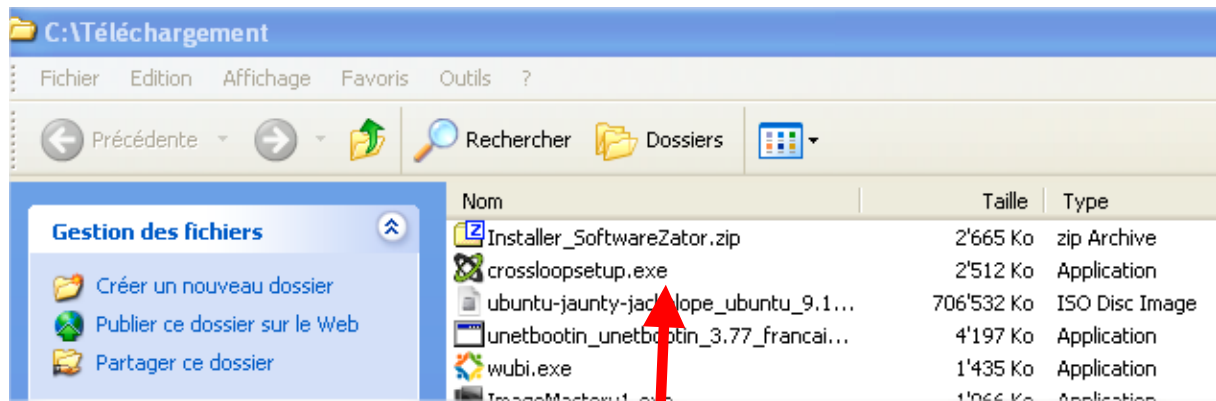
Par M. Vincent Blanc, informaticien

Prise en main d'un PC distant avec l'application "Crossloop"

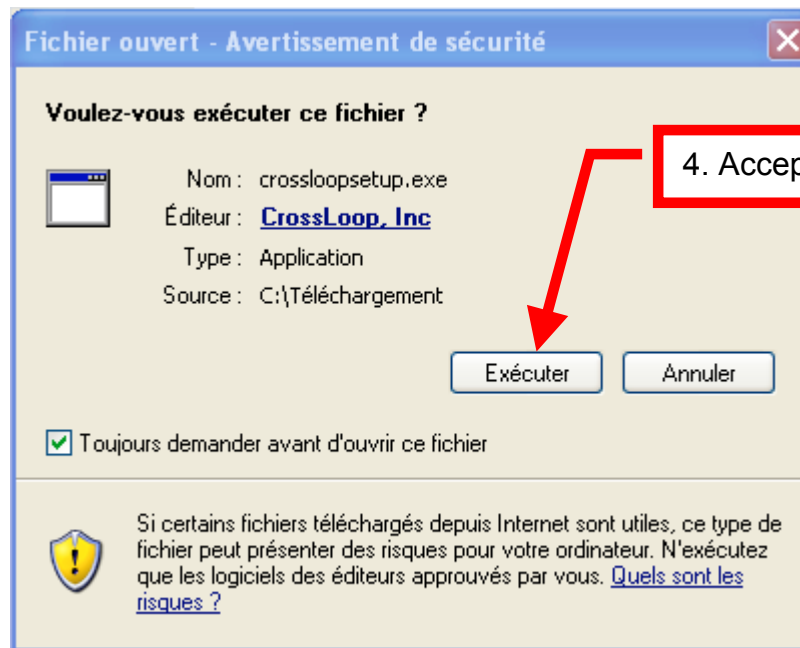
The image shows a screenshot of a Mozilla Firefox browser window displaying the CrossLoop website. The browser's address bar shows the URL <http://www.crossloop.com/>. A red box highlights the text "1. Aller à cette adresse URL" with an arrow pointing to the address bar. The website features a login form with fields for "Entrez votre e-mail de connexion" and "Mot de passe". The CrossLoop logo, "Everyone Helps™ BETA", is prominently displayed. A yellow sticky note with the text "Announcing the CrossLoop marketplace! Click here" is placed over the page. Below the logo, a section titled "Comme toujours..." lists features: "Partage d'écran simple et sécurisé", "Connectez deux PC à travers le monde", and "Transfert de fichiers et changement de rôle gratuits". A "Téléchargement gratuit" button is highlighted with a red box and an arrow, with the text "2. Télécharger l'application" next to it. A "NEW! v 2.0" badge is also visible. At the bottom, a banner reads "Now in the loop : CrossLoop now helps users create and promot".

1. Aller à cette adresse URL

2. Télécharger l'application



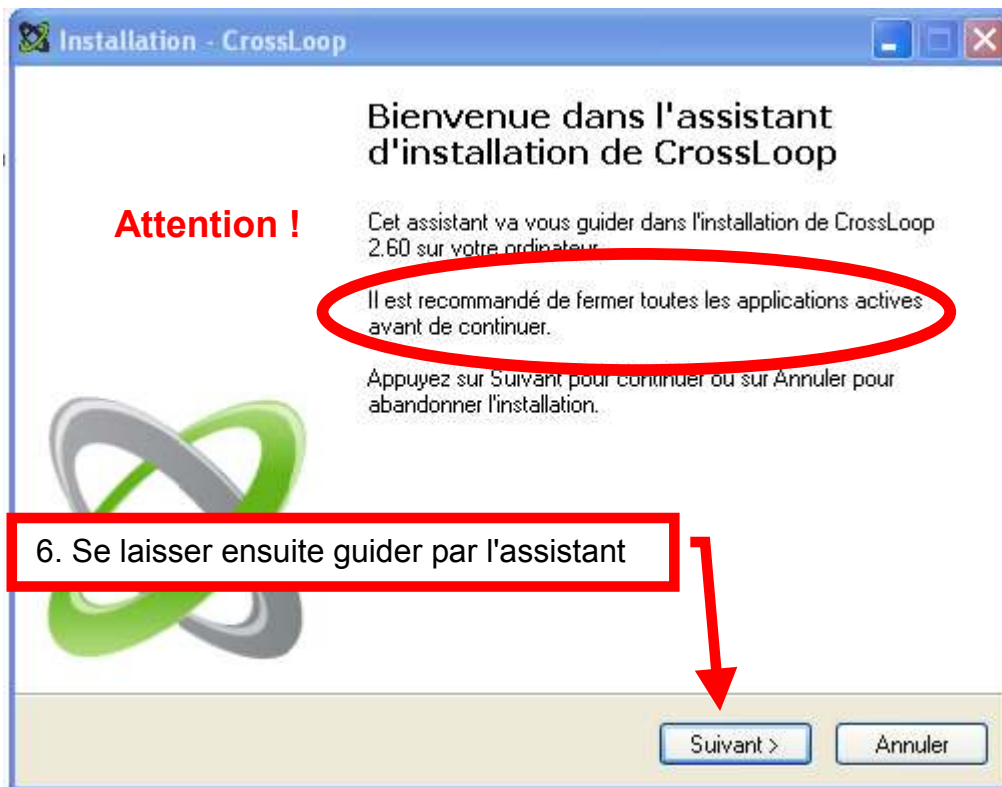
3. Lancer l'installation de "Crossloop"



4. Accepter l'installation



5. Choisir la langue de travail



7. L'installation terminée, lancer l'application

