

 I l L L	 [I]
 Léo	







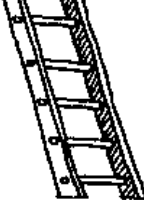





# Etude du son [I]

1. Dictée phonétique.

--	--	--	--	--	--	--	--	--	--

2. Colorie les pastilles si tu entends [I].

	 <input type="radio"/>	 <input type="radio"/>	 <input type="radio"/>	 <input type="radio"/>
 <input type="radio"/>	 <input type="radio"/>	 <input type="radio"/>	 <input type="radio"/>	 <input type="radio"/>

3. Dans les mots suivants, on entend toujours [I]. Mets une x à l'endroit où tu entends [I].



une —



un — —



une — — —



un — —




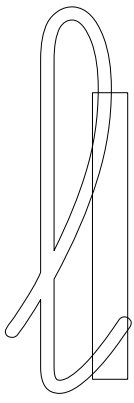
un — —




un — —

4. Entoure la lettre "l" chaque fois que tu la vois

l t l j l l h l j l i f t l i l  
 E L L H L J L T L H L J L T É L  
 l e t l l e é l t j l g q l l j



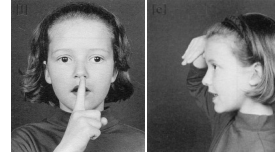
5. Relie les images à la syllabe ou au mot correspondant



•



•

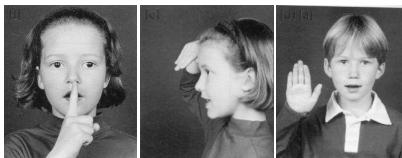


•

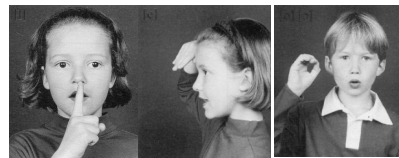
•  
lé

•  
la

•  
lo



•



•



•  
léa



•  
léo

7. Continue