

« Gone with the Wind »

Translation © 2010 by Nathalie Buet for Potiron's World
www.potiron.us



MATERIALS

Yarn : 70 g baby alpaga, approximately 260 m (284 yds)

Gauge : 10 x 10 cm = 25 stitches x 33 rows (4 x 4 inches = 25 sts x 33 rows)

Needles : 4,5 mm (US 7) circular needles and 5,5 mm (US 9) for casting on stitches

ABBREVIATIONS

k = knit

p = purl

skp = slip a stitch, knit the next stitch, pass the slipped stitch over the knit stitch

k2tog = knit the next two stitches together

p2tog = purl the next two stitches together

kfb = knit in the front and back of same stitch

yo = yarn over

sl = slip stitch

R = Row


WS = wrong side

INSTRUCTIONS

Cast on **344** stitches with the 5,5mm needles (18 x 19 stitches + 2 edge stitches, you can place markers between each section for the lace section to keep your bearings if you wish) then continue with the 4,5 mm needles.

R1 and R3 : k1, * skp, k3, (yo, skp) twice, yo, k1, yo, (k2tog, yo) twice, k3, k2tog*, repeat 18 times, k1.

R2 and all WS rows : purl all stitches

R5 : k1, * skp, og, (yo, k2tog) twice, yo, k3, yo, (skp, yo) twice, k2, k2tog*, repeat 18 times, k1

R7 : k1, * skp, k1, (yo, k2tog) twice, yo, k5, yo, (skp, yo) twice, k1, k2tog* repeat 18 times, k1


R9 : k1, * skp, (yo, k2tog), yo, k7, yo, (skp,yo) twice, k2tog*, repeat 18 times, kfb.


R11 : sl1, * k1, pass slipped stitch over knit stitch, (yo, k2tog) twice, yo, k3, k2tog, k4, yo, (skp, yo) twice, sl1* repeat 18 times until 2 stitches remain, k1, pass slipped stitch over knit stitch, k1

R13 and 15 : k1, * (yo, k2tog) twice, yo, k3, k2tog, skp, k3, yo, (skp, yo) twice, k1 *; repeat 18 times, k1.

R17 : k1, * k1, (yo, skp) twice, yo, k2, k2tog, skp, k2, (yo, k2tog) twice, yo, k2 *, repeat 18 times, k1.

R19 : k1, * k2, (skp, yo) twice, k1, k2tog, skp, k1, (yo, k2tog) twice, k3 *, repeat 18 times (17 stitches remain per repeat), k1.

R21 : k1, * og, (skp, yo) twice, k2tog, skp, (yo, k2tog) twice, k3 *, repeat 18 times (15 stitches remain per repeat), k1


R23 :k1, * og, (skp, yo) 3 times, k2tog, yo, k2tog, k3 *, repeat 18 times (14 stitches remain per repeat), k1

R24 : purl all stitches. **254** stitches remain

R25 : k132 and turn

R26 : p11 and turn.

R27 : k10, skp, k3, and turn

R28 : p13, og, p3, then turn

R29 : k until 1stitch before turning stitch of previous row, skp, k3, turn.

R30 : p until 1stitch before turning stitch of previous row, p2tog,  turn.

Continue like this in short rows until you reach the last lace stitches, then knit a whole row like this : *k1, yo, k2tog*.

Bind off loosely with 5,5 mm needles, and block your shawl

Thank you.



Thanks go to [Susanna](#) for the short row trick, happy knitting !
Froufrou et capucine / <http://froufrouetcapu.canalblog.com>