

SUNRISE CIRCLE JACKET

design by KATE GILBERT

TWO HALF CIRCLES OVERLAP in this design to form a neatly fitted cardigan with tapered sleeves. The sweater begins at the wrist and is worked up to the armhole then out across the front where strategically placed increases create a rounded edge. The curved bind-off edge is hemmed for a tailored finish. The back is worked straight up from the bottom; subtle darts add a little shaping at the waist. The cardigan closes with simple toggle buttons.

Finished size 33½ (35, 37, 41, 45)" (85 [89, 94, 104, 114.5] cm) bust/chest circumference. Sweater shown measures 37" (94 cm).

Yarn Karabella Soft Tweed (100% wool; 108 yd [99 m]/50 g): #1150 orange, 8 (9, 10, 12, 14) balls.

For seams and toggle loops: DMC Tapestry Wool (100% wool; 8.8 yd [8 m]): #7299 orange, 2 (3, 3, 3, 4) skeins.

Needles Size 7 (4.5 mm): straight and 32" (80-cm) circular (cir). Adjust needle size if necessary to obtain the correct gauge.

Notions Size G/6 (4 mm) crochet hook; markers (m); removable markers or safety pins; four 1¼" (3.2-cm) wooden toggle buttons; tapestry needle.

Gauge 18½ sts and 28 rows = 4" (10 cm) in St st.

Stitch Guide

S2kp2 (double decrease): Sl 2 sts as if to k2tog, k1, pass 2 slipped sts over knitted st.

Notes

The back darts are worked with centered double decreases and paired increases. Hang a removable marker or safety pin in the stitch itself to mark the center stitch for each dart, rather than placing a marker on the needle between stitches, and move the markers up as you work.

As an alternative to the k2tog tbl (knit 2 together through the back loops) decrease, you may use an ssk decrease (see page 8), which is also a left-slanting decrease.

The sleeve/front pieces can be worked with the circular needle right from the start, or begun on straight needles and changed to the circular needle to accommodate the increased front stitches as they are added.

The softly spun yarn shown may separate when used for sewing the seams. For this reason, more durable tapestry wool is recommended for seaming and for crocheting the toggle loops.

Back

With straight needles and using the long-tail method (see page 8), CO 77 (81, 86, 95, 104) sts. Beg with a WS row, work 10 rows in St st, ending with a RS row, then knit 1 WS row for hem fold line. Work even in St st for 17 (21, 27, 37, 47) rows, ending with a RS row—piece measures about 2½ (3, 3¾, 5¼, 6¾)" (6.5 [7.5, 9.5, 13.5, 17] cm) from fold line. **Darts:** On the next WS row, set-up for working darts as foll: P23 (24, 26, 30, 33), mark next st with removable marker or safety pin (see Notes), p29 (31, 32,

33, 36), mark next st, p23 (24, 26, 30, 33)—2 marked dart sts. **Dec row:** (RS) Knit to 1 st before first marked dart st, s2kp2 (see Stitch Guide), knit to 1 st before second marked dart st, s2kp2, knit to end—4 sts dec'd. Work 3 rows even in St st. Rep the last 4 rows 2 more times, then work dec row once more—61 (65, 70, 79, 88) sts rem. Work 11 rows even, beg and ending with a WS row—piece measures about 6 (6½, 7¼, 8¾, 10¼)" (15 [16.5, 18.5, 22, 26] cm) from fold line. **Inc row:** (RS) Knit to first marked dart st, M1R (see page 8), k1, M1L (see page 8), knit to 2nd marked dart st, M1R, k1, M1L, knit to end—4 sts inc'd. Work 5 rows even. Rep the last 6 rows 2 more times, then work inc row once more—77 (81, 86, 95, 104) sts. Work 3 rows even, ending with a WS row—piece measures about 9¼ (9¾, 10½, 12, 13½)" (23.5 [25, 26.5, 30.5, 34.5] cm) from fold line, measured straight up along a single column of sts at center back; do not measure along curved contours of darts. **Shape raglan:** **Dec row:** (RS) K1, k2tog tbl (see Notes), knit to last 3 sts, k2tog, k1—2 sts dec'd. Work 1 WS row even. Rep dec row, then work 3 rows even—2 sts dec'd. Cont in St st, rep the shaping of the last 6 rows 11 (11, 12, 13, 16) more times (2 RS dec rows for every 3 RS rows total)—29 (33, 34, 39, 36) sts rem.

For sizes 33½ (45)" only: Work dec row once more on next RS row—27 (34) sts rem.

For sizes 35 (37, 41)" only: Work dec row on the next 2 (2, 4) RS rows, work 1 WS row even, then work 1 more RS row—29 (30, 31) sts rem.

For all sizes: After finishing all raglan shaping, 27 (29, 30, 31, 34) sts rem; 73 (77, 83, 93, 103) raglan rows completed; raglan measures about 10½ (11, 12, 13¼, 14¾)" (26.5 [28, 30.5, 33.5, 37.5] cm), measured straight up along a single column of sts at center back; do not measure along diagonal raglan lines. **Neck hem:** Knit 1 WS row for fold line. Cont for your size as given below, working each inc row as k1, M1R, knit to last st, M1L, k1—2 sts inc'd.

For sizes 33½ (45)" only: Work 9 rows in St st, beg and ending with a RS row, and inc on the 1st, 5th, and 7th rows—33 (40) sts after completing all neck hem rows.

For size 35" only: Work 9 rows in St st, beg and ending with a RS row, and inc on the 3rd, 5th, and 9th rows—35 sts after completing all neck hem rows.

For sizes 37 (41)" only: Work 9 rows in St st, beg and ending with a RS row, and inc on the 3rd, 5th, and 7th rows—36 (37) sts after completing all neck hem rows.



For all sizes: Neck hem measures about 1¼" (3.2 cm) from fold line. BO all sts loosely on the next WS row.

Left Sleeve

With cir or straight needles (see Notes), CO 40 (42, 44, 48, 54) sts. Beg with a WS row, work 8 rows in St st, ending with a RS row. Knit 1 WS row for hem fold line. Work even in St st for 10 rows, ending with a WS row. *Inc row:* (RS) K2, M1R, knit to last 2 sts, M1L, k2—2 sts inc'd. Work 15 (15, 13, 13, 13) rows even. Rep the last 16 (16, 14, 14, 14) rows 4 (4, 5, 6, 6) more times, then work inc row once more—52 (54, 58, 64, 70) sts; piece measures about 13 (13, 13½, 15½, 15½)" (33 [33, 34.5, 39.5, 39.5] cm) from fold line. Work even until sleeve measures 17 (17¼, 17½, 18, 18½)" (43 [44, 44.5, 45.5, 47] cm) from fold line, or desired length, ending with a WS row.

Left Front

Work raglan shaping and semi-circular left front at same time as foll:

Row 1: (RS) Knit to last 2 sts, M1L, k2—53 (55, 59, 65, 71) sts.

Row 2 and all WS rows: Purl.

Row 3: Knit to last 5 sts, [M1L, k1] 4 times, k1—57 (59, 63, 69, 75) sts.

Row 5: K1, k2tog tbl, k44 (46, 50, 56, 62), k2tog, place regular marker on needle (pm), [M1L, k2] 4 times—59 (61, 65, 71, 77) sts; 47 (49, 53, 59, 65) sts before m for left raglan, 12 sts after m for front.

Row 7: Knit to m, sl m, [M1L, k3] 4 times—63 (65, 69, 75, 81) sts; 47 (49, 53, 59, 65) before m, 16 sts after m.

Row 9: K1, k2tog tbl, knit 2 sts before m, k2tog, sl m, k3, [M1L, k5] 2 times, M1L, k3—64 (66, 70, 76, 82) sts; 45 (47, 51, 57, 63) sts before m, 19 sts after m.

Row 11: K1, k2tog tbl, knit to 2 sts before m, k2tog, sl m, k2, [M1L, k5] 3 times, M1L, k2—66 (68, 72, 78, 84) sts; 43 (45, 49, 55, 61) sts before m, 23 sts after m.

Row 13: K1, k2tog tbl, knit to 2 sts before m, k2tog, sl m, k1, [M1L, k5] 4 times, k2—68 (70, 74, 80, 86) sts; 41 (43, 47, 53, 59) sts before m, 27 sts after m.

Row 15: Knit to m without decreasing, sl m, k4, [M1L, k6] 3 times, M1L, k5—72 (74, 78, 84, 90) sts; 41 (43, 47, 53, 59) sts before m, 31 sts after m.

Row 17: K1, k2tog tbl, knit to 2 sts before m, k2tog, sl m, k6, [M1L, k9] 2 times, M1L, k7—2 sts dec'd for raglan; 3 sts inc'd for front; 34 sts after m.

Row 19: K1, k2tog tbl, knit to 2 sts before m, k2tog, sl m, k9, [M1L, k6] 3 times, M1L, k7—2 sts dec'd for raglan; 4 sts inc'd for front; 38 sts after m.

Row 21: K1, k2tog tbl, knit to 2 sts before m, k2tog, sl m, k3, [M1L, k9] 3 times, M1L, k8—2 sts dec'd for raglan; 4 sts inc'd for front; 42 sts after m.

Row 23: Knit to m without decreasing, sl m, k9, [M1L, k11] 3 times—80 (82, 86, 92, 98) sts; no change to raglan sts; 3 sts inc'd for front; 35 (37, 41, 47, 53) sts before m, 45 sts after m.

Row 25: K1, k2tog tbl, knit to 2 sts before m, k2tog, sl m, k7, [M1L, k10] 3 times, M1L, k8—2 sts dec'd for raglan; 4 sts inc'd for front; 49 sts after m.

Row 27: K1, k2tog tbl, knit to 2 sts before m, k2tog, sl m, [k12, M1L] 4 times, k1—2 sts dec'd for raglan; 4 sts inc'd for front; 53 sts after m.

Row 29: K1, k2tog tbl, knit to 2 sts before m, k2tog, sl m, k4, [M1L, k12] 3 times, M1L, k13—2 sts dec'd for raglan, 4 sts inc'd for front; 57 sts after m.

Row 31: Knit to m without decreasing, sl m, k9, [M1L, k14] 3 times, k6—89 (91, 95, 101, 107) sts; no change to raglan sts; 3 sts inc'd for front; 29 (31, 35, 41, 47) sts before m, 60 sts after m.

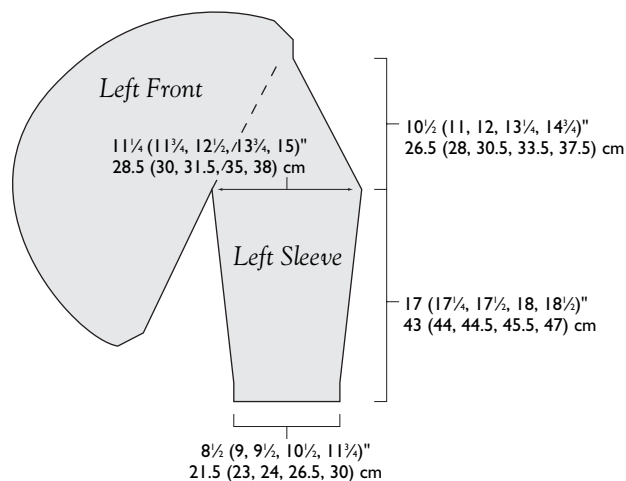
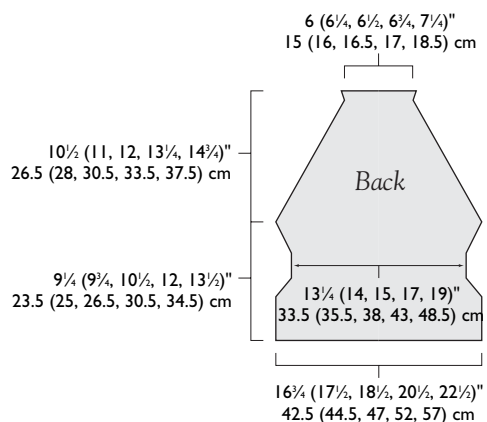
Row 33: K1, k2tog tbl, knit to 2 sts before m, k2tog, sl m, [k14, M1L] 4 times, k4—2 sts dec'd for raglan, 4 sts inc'd for front; 64 sts after m.

Row 35: K1, k2tog tbl, knit to 2 sts before m, k2tog, sl m, k4, [M1L, k15] 4 times—2 sts dec'd for raglan, 4 sts inc'd for front; 68 sts after m.

Row 37: K1, k2tog tbl, knit to 2 sts before m, k2tog, sl m, [k17, M1L] 3 times, k17—2 sts dec'd for raglan, 3 sts inc'd for front; 71 sts after m.

Row 39: Knit to m without decreasing, k11, [M1L, k16] 3 times, M1L, k12—98 (100, 104, 110, 116) sts; no change to raglan sts; 4 sts inc'd for front; 23 (25, 29, 35, 41) sts before m, 75 sts after m.

Row 41: K1, k2tog tbl, knit to 2 sts before m, k2tog, sl m, k15, [M1L, k18] 3 times, M1L, k6—2 sts dec'd for raglan, 4 sts inc'd for front; 79 sts after m.



Row 43: K1, k2tog tbl, knit to 2 sts before m, k2tog, sl m, k8, [M1L, k18] 3 times, M1L, k17—2 sts dec'd for raglan, 4 sts inc'd for front; 83 sts after m.

Row 45: K1, k2tog tbl, knit to 2 sts before m, k2tog, sl m, k30, [M1L, k20] 2 times, M1L, k13—2 sts dec'd for raglan, 3 sts inc'd for front; 86 sts after m.

Row 47: Knit to m without decreasing, sl m, [k20, M1L] 4 times, k6—107 (109, 113, 119, 125) sts; no change to raglan sts; 4 sts inc'd for front; 17 (19, 23, 29, 35) sts before m, 90 sts after m.

Row 49: K1, k2tog tbl, knit to 2 sts before m, k2tog, sl m, k24, [M1L, k22] 3 times—2 sts dec'd for raglan, 3 sts inc'd for front; 93 sts after m.

Row 51: K1, k2tog tbl, knit to 2 sts before m, k2tog, sl m, k6, [M1L, k22] 3 times, M1L, k21—2 sts dec'd for raglan, 4 sts inc'd for front; 97 sts after m.

Row 53: K1, k2tog tbl, knit to 2 sts before m, k2tog, sl m, k16, [M1L, k22] 3 times, M1L, k15—2 sts dec'd for raglan, 4 sts inc'd for front; 101 sts after m.

Row 55: Knit to m without decreasing, sl m, k24, [M1L, k23] 3 times, M1L, k8—116 (118, 122, 128, 134) sts; no change to raglan sts; 4 sts inc'd for front; 11 (13, 17, 23, 29) sts before m, 105 sts after m.

Row 57: K1, k2tog tbl, knit to 2 sts before m, k2tog, sl m, k11, [M1L, k24] 3 times, M1L, k22—2 sts dec'd for raglan, 4 sts inc'd for front; 109 sts after m.

Row 59: K1, k2tog tbl, knit to 2 sts before m, k2tog, sl m, k22, [M1L, k26] 3 times, k9—2 sts dec'd for raglan, 3 sts inc'd for front; 112 sts after m.

Row 61: K1, k2tog tbl, knit to 2 sts before m, k2tog, sl m, k16, [M1L, k26] 3 times, M1L, k18—2 sts dec'd for raglan, 4 sts inc'd for front; 116 sts after m.

Row 63: Knit to m without decreasing, sl m, k26, [M1L, k27] 3 times, M1L, k9—125 (127, 131, 137, 143) sts; no change to raglan sts; 4 sts inc'd for front; 5 (7, 11, 17, 23) sts before m, 120 sts after m. Cont as given for your size below.

For size 33½" only:

Row 65: Knit to m without decreasing, sl m, k7, [M1L, k28] 3 times, M1L, k29—5 sts before m, 124 sts after m.

Row 67: K1, k2tog tbl, k2tog, sl m, [k31, M1L] 3 times, k31—3 sts before m, 127 sts after m.

Row 69: K1, k2tog, sl m, k20, [M1L, k29] 3 times, M1L, k20—2 sts before m, 131 sts after m.

Row 71: K2, sl m, k30, [M1L, k31] 3 times, M1L, k8—2 sts before m, 135 sts after m.

Row 73: K2, sl m, k36, [M1L, k31] 2 times, M1L, k37—140 sts total; 2 sts before m, 138 sts after m. Skip to left front hem instructions after completing Row 73—raglan measures about 10½" (26.5 cm) measured straight up along center column of sts from beg of raglan shaping.

For size 35" only:

Row 65: K1, k2tog tbl, knit to 2 sts before m, k2tog, sl m, k7, [M1L, k28] 3 times, M1L, k29—5 sts before m, 124 sts after m.

Row 67: Knit to m without decreasing, sl m, [k31, M1L] 3 times, k31—5 sts before m, 127 sts after m.

Row 69: K1, k2tog tbl, k2tog, sl m, k20, [M1L, k29] 3 times, M1L, k20—3 sts before m, 131 sts after m.

Row 71: K1, k2tog, sl m, k30, [M1L, k31] 3 times, M1L, k8—2 sts before m, 135 sts after m.

Row 73: K2, sl m, k36, [M1L, k31] 2 times, M1L, k37—2 sts before m, 138 sts after m.

Row 75: K2, sl m, k10, [M1L, k32] 4 times—2 sts before m, 142 sts after m.

Row 77: K2, sl m, k20, [M1L, k33] 3 times, M1L, k23—148 sts total; 2 sts before m, 146 sts after m; raglan measures about 11" (28 cm) measured straight up along center column of sts from beg of raglan shaping. Skip to left front hem instructions after completing Row 77.

For size 37" only:

Row 65: K1, k2tog tbl, knit to 2 sts before m, k2tog, sl m, k7, [M1L, k28] 3 times, M1L, k29—9 sts before m, 124 sts after m.

Row 67: K1, k2tog tbl, knit to 2 sts before m, k2tog, sl m, [k31, M1L] 3 times, k31—7 sts before m, 127 sts after m.

Row 69: K1, k2tog tbl, knit to 2 sts before m, k2tog, sl m, k20, [M1L, k29] 3 times, M1L, k20—5 sts before m, 131 sts after m.

Row 71: Knit to m without decreasing, sl m, k30, [M1L, k31] 3 times, M1L, k8—5 sts before m, 135 sts after m.

Row 73: K1, k2tog tbl, k2tog, sl m, k36, [M1L, k31] 2 times, M1L, k37—3 sts before m, 138 sts after m.

Row 75: K1, k2tog, sl m, k2, sl m, k10, [M1L, k32] 4 times—2 sts before m, 142 sts after m.

Row 77: K2, sl m, k20, [M1L, k33] 3 times, M1L, k23—2 sts before m, 146 sts after m.

Row 79: K2, sl m, [k34, M1L] 4 times, k10—2 sts before m, 150 sts after m.

Row 81: K2, sl m, k39, [M1L, k36] 2 times, M1L, k39—2 sts before m, 153 sts after m.

Row 83: K2, sl m, k12, [M1L, k35] 3 times, M1L, k36—159 sts total; 2 sts before m, 157 sts after m; raglan measures about 12" (30.5 cm) measured straight up along center column of sts from beg of raglan shaping. Skip to left front hem instructions after completing Row 83.

For size 41" only:

Row 65: K1, k2tog tbl, knit to 2 sts before m, k2tog, sl m, k7, [M1L, k28] 3 times, M1L, k29—15 sts before m, 124 sts after m.

Row 67: K1, k2tog tbl, knit to 2 sts before m, k2tog, sl m, [k31, M1L] 3 times, k31—13 sts before m, 127 sts after m.

Row 69: K1, k2tog tbl, knit to 2 sts before m, k2tog, sl m, k20, [M1L, k29] 3 times, M1L, k20—11 sts before m, 131 sts after m.

Row 71: Knit to m without decreasing, sl m, k30, [M1L, k31] 3 times, M1L, k8—11 sts before m, 135 sts after m.

Row 73: K1, k2tog tbl, knit to 2 sts before m, k2tog, sl m, k36, [M1L, k31] 2 times, M1L, k37—9 sts before m, 138 sts after m.

Row 75: K1, k2tog tbl, knit to 2 sts before m, k2tog, sl m, k10, [M1L, k32] 4 times—7 sts before m, 142 sts after m.

Row 77: K1, k2tog tbl, knit to 2 sts before m, k2tog, sl m, k20, [M1L, k33] 3 times, M1L, k23—5 sts before m, 146 sts after m.

Row 79: Knit to m without decreasing, sl m, [k34, M1L] 4 times, k10—5 sts before m, 150 sts after m.

Row 81: K1, k2tog tbl, k2tog, sl m, k39, [M1L, k36] 2 times, M1L, k39—3 sts before m, 153 sts after m.

Row 83: K1, k2tog, sl m, k12, [M1L, k35] 3 times, M1L, k36—2 sts before m, 157 sts after m.

Row 85: K2, sl m, k24, [M1L, k36] 3 times, M1L, k25—2 sts before m, 161 sts after m.

Row 87: K2, sl m, [k40, M1L] 3 times, k41—2 sts before m, 164 sts after m.

Row 89: K2, sl m, k34, [M1L, k39] 3 times, M1L, k13—2 sts before m, 168 sts after m.

Row 91: K2, sl m, k12, [M1L, k39] 4 times—2 sts before m, 172 sts after m.

Row 93: K2, sl m, k24, [M1L, k40] 3 times, M1L, k28—178 sts total; 2 sts before m, 176 sts after m; raglan measures about 13¼" (33.5 cm) measured straight up along center column of sts from beg of raglan shaping. Skip to left front hem instructions after completing Row 93.

For size 45" only:

Row 65: K1, k2tog tbl, knit to 2 sts before m, k2tog, sl m, k7, [M1L, k28] 3 times, M1L, k29—21 sts before m, 124 sts after m.

Row 67: K1, k2tog tbl, knit to 2 sts before m, k2tog, sl m, [k31, M1L] 3 times, k31—19 sts before m, 127 sts after m.

Row 69: K1, k2tog tbl, knit to 2 sts before m, k2tog, sl m, k20, [M1L, k29] 3 times, M1L, k20—17 sts before m, 131 sts after m.

Row 71: Knit to m without decreasing, sl m, k30, [M1L, k31] 3 times, M1L, k8—17 sts before m, 135 sts after m.

Row 73: K1, k2tog tbl, knit to 2 sts before m, k2tog, sl m, k36, [M1L, k31] 2 times, M1L, k37—15 sts before m, 138 sts after m.

Row 75: K1, k2tog tbl, knit to 2 sts before m, k2tog, sl m, k10, [M1L, k32] 4 times—13 sts before m, 142 sts after m.

Row 77: K1, k2tog tbl, knit to 2 sts before m, k2tog, sl m, k20, [M1L, k33] 3 times, M1L, k23—11 sts before m, 146 sts after m.

Row 79: Knit to m without decreasing, sl m, [k34, M1L] 4 times, k10—11 sts before m, 150 sts after m.

Row 81: K1, k2tog tbl, knit to 2 sts before m, k2tog, sl m, k39, [M1L, k36] 2 times, M1L, k39—9 sts before m, 153 sts after m.

Row 83: K1, k2tog tbl, knit to 2 sts before m, k2tog, sl m, k12, [M1L, k35] 3 times, M1L, k36—7 sts before m, 157 sts after m.

Row 85: K1, k2tog tbl, knit to 2 sts before m, k2tog, sl m, k24, [M1L, k36] 3 times, M1L, k25—5 sts before m, 161 sts after m.

Row 87: Knit to m without decreasing, sl m, [k40, M1L] 3 times, k41—5 sts before m, 164 sts after m.

Row 89: K1, k2tog tbl, k2tog, sl m, k34, [M1L, k39] 3 times, M1L, k13—3 sts before m, 168 sts after m.

Row 91: K1, k2tog, sl m, k12, [M1L, k39] 4 times—2 sts before m, 172 sts after m.

Row 93: K2, sl m, k24, [M1L, k40] 3 times, M1L, k28—2 sts before m, 176 sts after m.

Row 95: K2, sl m, k44, [M1L, k44] 3 times—2 sts before m, 179 sts after m.

Row 97: K2, sl m, k41, [M1L, k42] 3 times, M1L, k12—2 sts before m, 183 sts after m.

Row 99: K2, sl m, k14, [M1L, k42] 3 times, M1L, k43—2 sts before m, 187 sts after m.

Row 101: K2, sl m, k47, [M1L, k46] 3 times, k2—2 sts before m, 190 sts after m.

Row 103: K2, sl m, k29, [M1L, k44] 3 times, M1L, k29—196 sts total; 2 sts before m, 194 sts after m; raglan measures about 14¾" (37.5 cm) measured straight up along center column of sts from beg of raglan shaping.

Left Front Hem

Cont on 140 (148, 159, 178, 196) sts as foll: Knit 1 WS row for fold line, removing m as you come to it.

Row 1: (RS) K37 (21, 13, 25, 30), *k2tog, k30 (32, 38, 39, 43); rep from * 1 (2, 2, 2, 2) more time(s), k2tog, knit to end—

137 (144, 155, 174, 192) sts rem.

All WS rows: Purl.

Row 3: K31 (11, 40, 13, 48), *k2tog, k30 (31, 35, 38, 45); rep from * 2 (2, 1, 2, 1) more time(s), k2tog, knit to end—133 (140, 152, 170, 189) sts rem.

Row 5: K21 (37, 35, 35, 15), *k2tog, k28 (30, 33, 38, 41); rep from * 2 (1, 2, 2, 2) more time(s), k2tog, knit to end—129 (137, 148, 166, 185) sts rem.

Row 7: K32 (31, 21, 41, 42), *k2tog, k30 (30, 32, 39, 41); rep from * 1 (2, 2, 1, 2) more time(s), k2tog, knit to end—126 (133, 144, 163, 181) sts rem.

Row 9: K8 (21, 11, 25, 45), *k2tog, k27 (28, 31, 35, 43); rep from * 2 (2, 2, 2, 1) time(s), k2tog, knit to end—122 (129, 140, 159, 178) sts rem.

BO all sts loosely on the next WS row.

Right Sleeve

Work as for left sleeve, ending with a WS row—52 (54, 58, 64, 70) sts; piece measures about 17 (17¼, 17½, 18, 18½)" (43 [44, 44.5, 45.5, 47] cm) from fold line.

Right Front

Row 1: (RS) K2, M1R, knit to end—53 (55, 59, 65, 71) sts.

Row 2 and all WS rows: Purl.

Row 3: [K1, M1R] 4 times, knit to end—57 (59, 63, 69, 75) sts.

Row 5: [K2, M1R] 4 times, pm, k2tog tbl, knit to last 3 sts, k2tog, k1—59 (61, 65, 71, 77) sts; 12 sts before m for front, 47 (49, 53, 59, 65) sts after m for right raglan.

Row 7: [K3, M1R] 4 times, sl m, knit to end—63 (65, 69, 75, 81) sts; 16 sts before m.

Row 9: K3, [M1R, k5] 2 times, M1R, k3, sl m, k2tog tbl, knit to last 3 sts, k2tog, k1—64 (66, 70, 76, 82) sts; 19 sts before m, 45 (47, 51, 57, 63) sts after m.

Row 11: K2, [M1R, k5] 3 times, M1R, k2, sl m, k2tog tbl, knit to last 3 sts, k2tog, k1—66 (68, 72, 78, 84) sts; 23 sts before m, 43 (45, 49, 55, 61) sts after m.

Row 13: K7, [M1R, k5] 3 times, M1R, k1, sl m, k2tog tbl, knit to last 3 sts, k2tog, k1—68 (70, 74, 80, 86) sts; 27 sts before m, 41 (43, 47, 53, 59) sts after m.

Row 15: K5, [M1R, k6] 3 times, M1R, k4, sl m, knit to end without decreasing—72 (74, 78, 84, 90) sts; 31 sts before m, 41 (43, 47, 53, 59) sts after m.

Row 17: K7, [M1R, k9] 2 times, M1R, knit to m, sl m, k2tog tbl, knit to last 3 sts, k2tog, k1—2 sts dec'd for raglan; 3 sts inc'd for front; 34 sts before m.

Row 19: K7, [M1R, k6] 4 times, knit to m, sl m, k2tog tbl, knit to last 3 sts, k2tog, k1—2 sts dec'd for raglan; 4 sts inc'd for front; 38 sts before m.

Row 21: K8, [M1R, k9] 3 times, M1R, knit to m, sl m, k2tog tbl, knit to last 3 sts, k2tog, k1—2 sts dec'd for raglan; 4 sts inc'd for front; 42 sts before m.

Row 23: [K11, M1R] 3 times, knit to end without decreasing—80 (82, 86, 92, 98) sts; no change to raglan sts; 3 sts inc'd for front; 45 sts before m, 35 (37, 41, 47, 53) sts after m.

Row 25: K8, [M1R, k10] 3 times, M1R, knit to m, sl m, k2tog tbl, knit to last 3 sts, k2tog, k1—2 sts dec'd for raglan; 4 sts inc'd for front; 49 sts before m.

Row 27: K1, [M1R, k12] 4 times, sl m, k2tog tbl, knit to last

3 sts, k2tog, k1—2 sts dec'd for raglan; 4 sts inc'd for front; 53 sts before m.

Row 29: K13, [M1R, k12] 3 times, M1R, knit to m, sl m, k2tog tbl, knit to last 3 sts, k2tog, k1—2 sts dec'd for raglan, 4 sts inc'd for front; 57 sts before m.

Row 31: K6, [M1R, k14] 3 times, knit to end without decreasing—89 (91, 95, 101, 107) sts; no change to raglan sts; 3 sts inc'd for front; 60 sts before m, 29 (31, 35, 41, 47) sts after m.

Row 33: K4, [M1R, k14] 4 times, sl m, k2tog tbl, knit to last 3 sts, k2tog, k1—2 sts dec'd for raglan, 4 sts inc'd for front; 64 sts before m.

Row 35: [K15, M1R] 4 times, knit to m, sl m, k2tog tbl, knit to last 3 sts, k2tog, k1—2 sts dec'd for raglan, 4 sts inc'd for front; 68 sts before m.

Row 37: [K17, M1R] 3 times, knit to m, sl m, k2tog tbl, knit to last 3 sts, k2tog, k1—2 sts dec'd for raglan, 3 sts inc'd for front; 71 sts before m.

Row 39: K12, [M1R, k16] 3 times, M1R, knit to end without decreasing—98 (100, 104, 110, 116) sts; no change to raglan sts; 4 sts inc'd for front; 75 sts before m, 23 (25, 29, 35, 41) sts after m.

Row 41: K6, (M1R, k18) 3 times, M1R, knit to m, sl m, k2tog tbl, knit to last 3 sts, k2tog, k1—2 sts dec'd for raglan, 4 sts inc'd for front; 79 sts before m.

Row 43: K17, [M1R, k18] 3 times, M1R, knit to m, sl m, k2tog tbl, knit to last 3 sts, k2tog, k1—2 sts dec'd for raglan, 4 sts inc'd for front; 83 sts before m.

Row 45: K13, [M1R, k20] 2 times, M1R, knit to m, sl m, k2tog tbl, knit to last 3 sts, k2tog, k1—2 sts dec'd for raglan, 3 sts inc'd for front; 86 sts before m.

Row 47: K6, [M1R, k20] 4 times, knit to end without decreasing—107 (109, 113, 119, 125) sts; no change to raglan sts; 4 sts inc'd for front; 90 sts before m, 17 (19, 23, 29, 35) sts after m.

Row 49: [K22, M1R] 3 times, knit to m, sl m, k2tog tbl, knit to last 3 sts, k2tog, k1—2 sts dec'd for raglan, 3 sts inc'd for front; 93 sts before m.

Row 51: K21, [M1R, k22] 3 times, M1R, knit to m, sl m, k2tog tbl, knit to last 3 sts, k2tog, k1—2 sts dec'd for raglan, 4 sts inc'd for front; 97 sts before m.

Row 53: K15, [M1R, k22] 3 times, M1R, knit to m, sl m, k2tog tbl, knit to last 3 sts, k2tog, k1—2 sts dec'd for raglan, 4 sts inc'd for front; 101 sts before m.

Row 55: K8, [M1R, k23] 3 times, M1R, knit to end without decreasing—116 (118, 122, 128, 134) sts; no change to raglan sts; 4 sts inc'd for front; 105 sts before m, 11 (13, 17, 23, 29) sts after m.

Row 57: K22, [M1R, k24] 3 times, M1R, knit to m, sl m, k2tog tbl, knit to last 3 sts, k2tog, k1—2 sts dec'd for raglan, 4 sts inc'd for front; 109 sts before m.

Row 59: K9, [M1R, k26] 3 times, knit to m, sl m, k2tog tbl, knit to last 3 sts, k2tog, k1—2 sts dec'd for raglan, 3 sts inc'd for front; 112 sts before m.



Row 61: K18, [M1R, k26] 3 times, M1R, knit to m, sl m, k2tog tbl, knit to last 3 sts, k2tog, k1—2 sts dec'd for raglan, 4 sts inc'd for front; 116 sts before m.

Row 63: K9, [M1R, k27] 3 times, M1R, knit to end without decreasing—125 (127, 131, 137, 143) sts; no change to raglan sts; 4 sts inc'd for front; 120 sts before m, 5 (7, 11, 17, 23) sts after m. Cont as given for your size below.

For size 33½" only:

Row 65: K29, [M1R, k28] 3 times, M1R, knit to end without decreasing—124 sts before m, 5 sts after m.

Row 67: [K31, M1R] 3 times, knit to m, sl m, k2tog tbl, k2tog, k1—127 sts before m, 3 sts after m.

Row 69: K20, [M1R, k29] 3 times, M1R, knit to m, sl m, k2tog tbl, k1—131 sts before m, 2 sts after m.

Row 71: K8, [M1R, k31] 3 times, M1R, knit to end—135 sts before m, 2 sts after m.

Row 73: K37, [M1R, k31] 2 times, M1R, knit to end—140 sts total; 138 sts before m, 2 sts after m; raglan measures about 10½" (26.5 cm) measured straight up along center column of sts from beg of raglan shaping. Skip to right front hem instructions after completing Row 73.

For size 35" only:

Row 65: K29, [M1R, k28] 3 times, M1R, knit to m, sl m, k2tog tbl, knit to last 3 sts, k2tog, k1—124 sts before m, 5 sts after m.

Row 67: [K31, M1R] 3 times, knit to end without decreasing—127 sts before m, 5 sts after m.

Row 69: K20, [M1R, k29] 3 times, M1R, knit to m, sl m, k2tog tbl, k2tog, k1—131 sts before m, 3 sts after m.

Row 71: K8, [M1R, k31] 3 times, M1R, knit to m, sl m, k2tog tbl, k1—135 sts before m, 2 sts after m.

Row 73: K37, [M1R, k31] 2 times, M1R, knit to end—138 sts before m, 2 sts after m.

Row 75: [K32, M1R] 4 times, knit to end—142 sts before m, 2 sts after m.

Row 77: K23, [M1R, k33] 3 times, M1R, knit to end—148 sts total; 146 sts before m, 2 sts after m; raglan measures about 11" (28 cm) measured straight up along center column of sts from beg of raglan shaping. Skip to right front hem instructions after completing Row 77.

For size 37" only:

Row 65: K29, [M1R, k28] 3 times, M1R, knit to m, sl m, k2tog tbl, knit to last 3 sts, k2tog, k1—124 sts before m, 9 sts after m.

Row 67: [K31, M1R] 3 times, knit to m, sl m, k2tog tbl, knit to last 3 sts, k2tog, k1—127 sts before m, 7 sts after m.


Row 69: K20, [M1R, k29] 3 times, M1R, knit to m, sl m, k2tog tbl, knit to last 3 sts, k2tog, k1—131 sts before m, 5 sts after m.

Row 71: K8, [M1R, k31] 3 times, M1R, knit to end without decreasing—135 sts before m, 5 sts after m.

Row 73: K37, [M1R, k31] 2 times, M1R, knit to m, sl m, k2tog tbl, k2tog, k1—138 sts before m, 3 sts after m.
 Row 75: [K32, M1R] 4 times, knit to m, sl m, k2tog tbl, k1—142 sts before m, 2 sts after m.
 Row 77: K23, [M1R, k33] 3 times, M1R, knit to end—146 sts before m, 2 sts after m.
 Row 79: K10, [M1R, k34] 4 times, knit to end—150 sts before m, 2 sts after m.
 Row 81: K39, [M1R, k36] 2 times, M1R, knit to end—153 sts before m, 2 sts after m.
 Row 83: K36, [M1R, k35] 3 times, M1R, knit to end—159 sts total; 157 sts before m, 2 sts after m; raglan measures about 12" (30.5 cm) measured straight up along center column of sts from beg of raglan shaping. Skip to right front hem instructions after completing Row 83.

For size 41" only:

Row 65: K29, [M1R, k28] 3 times, M1R, knit to m, sl m, k2tog tbl, knit to last 3 sts, k2tog, k1—124 sts before m, 15 sts after m.
 Row 67: [K31, M1R] 3 times, knit to m, sl m, k2tog tbl, knit to last 3 sts, k2tog, k1—127 sts before m, 13 sts after m.
 Row 69: K20, [M1R, k29] 3 times, M1R, knit to m, sl m, k2tog tbl, knit to last 3 sts, k2tog, k1—131 sts before m, 11 sts after m.
 Row 71: K8, [M1R, k31] 3 times, M1R, knit to end without decreasing—135 sts before m, 11 sts after m.
 Row 73: K37, [M1R, k31] 2 times, M1R, knit to m, sl m, k2tog tbl, knit to last 3 sts, k2tog, k1—138 sts before m, 9 sts after m.
 Row 75: [K32, M1R] 4 times, knit to m, sl m, k2tog tbl, knit to last 3 sts, k2tog, k1—142 sts before m, 7 sts after m.
 Row 77: K23, [M1R, k33] 3 times, M1R, knit to m, sl m, k2tog tbl, knit to last 3 sts, k2tog, k1—146 sts before m, 5 sts after m.
 Row 79: K10, [M1R, k34] 4 times, knit to end without decreasing—150 sts before m, 5 sts after m.
 Row 81: K39, [M1R, k36] 2 times, M1R, knit to m, sl m, k2tog tbl, k2tog, k1—153 sts before m, 3 sts after m.
 Row 83: K36, [M1R, k35] 3 times, M1R, knit to m, sl m, k2tog tbl, k1—157 sts before m, 2 sts after m.
 Row 85: K25, [M1R, k36] 3 times, M1R, knit to end—161 sts before m, 2 sts after m.
 Row 87: K41, [M1R, k40] 3 times, knit to end—164 sts before m, 2 sts after m.
 Row 89: K13, [M1R, k39] 3 times, M1R, knit to end—168 sts before m, 2 sts after m.
 Row 91: [K39, M1R] 4 times, knit to end—172 sts before m, 2 sts after m.
 Row 93: K28, [M1R, k40] 3 times, M1R, knit to end—178 sts



total; 176 sts before m, 2 sts after m; raglan measures about 13¼" (33.5 cm) measured straight up along center column of sts from beg of raglan shaping. Skip to right front hem instructions after completing Row 93.

For size 45" only:

Row 65: K29, [M1R, k28] 3 times, M1R, knit to m, sl m, k2tog tbl, knit to last 3 sts, k2tog, k1—124 sts before m, 21 sts after m.
 Row 67: [K31, M1R] 3 times, knit to m, sl m, k2tog tbl, knit to last 3 sts, k2tog, k1—127 sts before m, 19 sts after m.
 Row 69: K20, [M1R, k29] 3 times, M1R, knit to m, sl m, k2tog tbl, knit to last 3 sts, k2tog, k1—131 sts before m, 17 sts after m.
 Row 71: K8, [M1R, k31] 3 times, M1R, knit to end without decreasing—135 sts before m, 17 sts after m.
 Row 73: K37, [M1R, k31] 2 times, M1R, knit to m, sl m, k2tog tbl, knit to last 3 sts, k2tog, k1—138 sts before m, 15 sts after m.

Row 75: [K32, M1R] 4 times, knit to m, sl m, k2tog tbl, knit to last 3 sts, k2tog, k1—142 sts before m, 13 sts after m.

Row 77: K23, [M1R, k33] 3 times, M1R, knit to m, sl m, k2tog tbl, knit to last 3 sts, k2tog, k1—146 sts before m, 11 sts after m.

Row 79: K10, [M1R, k34] 4 times, knit to end without decreasing—150 sts before m, 11 sts after m.

Row 81: K39, [M1R, k36] 2 times, M1R, knit to m, sl m, k2tog tbl, knit to last 3 sts, k2tog, k1—153 sts before m, 9 sts after m.

Row 83: K36, [M1R, k35] 3 times, M1R, knit to m, sl m, k2tog tbl, knit to last 3 sts, k2tog, k1—157 sts before m, 7 sts after m.

Row 85: K25, [M1R, k36] 3 times, M1R, knit to m, sl m, k2tog tbl, knit to last 3 sts, k2tog, k1—161 sts before m, 5 sts after m.

Row 87: K41, [M1R, k40] 3 times, knit to end without decreasing—164 sts before m, 5 sts after m.

Row 89: K13, [M1R, k39] 3 times, M1R, knit to m, sl m, k2tog tbl, k2tog, k1—168 sts before m, 3 sts after m.

Row 91: [K39, M1R] 4 times, knit to m, sl m, k2tog tbl, k1—172 sts before m, 2 sts after m.

Row 93: K28, [M1R, k40] 3 times, M1R, knit to end—176 sts before m, 2 sts after m.

Row 95: K24, [M1R, k44] 3 times, knit to end—179 sts before m, 2 sts after m.

Row 97: K12, [M1R, k42] 3 times, M1R, knit to end—183 sts before m, 2 sts after m.

Row 99: K43, [M1R, k42] 3 times, M1R, knit to end—187 sts before m, 2 sts after m.

Row 101: K43, [M1R, k46] 2 times, M1R, knit to end—190 sts before m, 2 sts after m.

Row 103: K29, [M1R, k44] 3 times, M1R, knit to end—196 sts total; 194 sts before m, 2 sts after m; raglan measures about

1¼" (37.5 cm) measured straight up along center column of sts from beg of raglan shaping.

Right Front Hem

Cont on rem 140 (148, 159, 178, 196) sts as foll: Knit 1 WS row for fold line, removing m as you come to it.

Row 1: (RS) K36 (22, 35, 27, 28), *k2tog, k30 (32, 38, 39, 43); rep from * 1 (2, 2, 2, 2) more time(s), k2tog, knit to end—137 (144, 155, 174, 192) sts rem.

Row 2 and all WS rows: Purl.

Row 3: K7 (10, 31, 38, 45), *k2tog, k30 (31, 35, 38, 45); rep from * 2 (2, 1, 2, 1) more time(s), k2tog, knit to end—133 (140, 152, 170, 189) sts rem.

Row 5: K19 (36, 9, 12, 42), *k2tog, k28 (30, 33, 38, 41); rep from * 2 (1, 2, 2, 2) more time(s), k2tog, knit to end—129 (137, 148, 166, 185) sts rem.

Row 7: K30 (7, 22, 40, 11), *k2tog, k30 (30, 32, 39, 41); rep from * 1 (2, 2, 1, 2) more time(s), k2tog, knit to end—126 (133, 144, 163, 181) sts rem.

Row 9: K28 (19, 31, 24, 43), *k2tog, k27 (28, 31, 35, 43); rep from * 2 (2, 2, 2, 1) time(s), k2tog, knit to end—122 (129, 140, 159, 178) sts rem.

BO all sts loosely on the next WS row.

Finishing

Weave in loose ends. With tapestry wool threaded on a tapestry needle and using a 1-st seam allowance, sew fronts to back along raglan lines. Sew sleeve seams. With a 1-st seam allowance for back and a ½-st seam allowance for front, sew side seams, easing in any extra fullness. Turn all hems to WS along fold lines and sew invisibly in place. Block lightly. **Toggle loops:** Mark positions for four toggle loops along fold line of right front, the lowest 58 (61, 66, 74, 81) sts from right side seam, the highest 26 (27, 29, 32, 36) sts from right front raglan decrease line, and the rem 2 evenly spaced in between. With crochet hook and tapestry wool, pick up 1 st at marked position, work 10 crochet chain sts (see right). Fasten off last chain st, and secure end of chain to fold line to form a loop. Rep at rem 3 marked positions. Try on jacket and adjust the front overlap to achieve the best fit. Mark positions for four buttons on left front to correspond to loops on right front. With tapestry wool, sew buttons to left front at marked positions. ∞

Ssk Decrease



Slip two stitches knitwise one at a time (Figure 1). Insert point of left needle into front of two slipped stitches and knit them together through back loops with right needle (Figure 2).

Knitter KATE GILBERT is a new mom in Montréal, Quebec. You can see other patterns and her blog at www.kategilbert.com.

Raised (M1) Increases



Figure 1

Figure 2

With left needle tip, lift strand between needles from front to back (Figure 1). Knit lifted loop through the back (Figure 2).

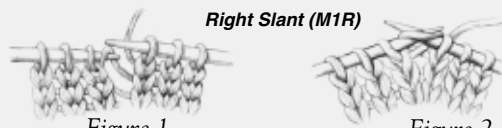


Figure 1

Figure 2

With left needle tip, lift strand between needles from back to front (Figure 1). Knit lifted loop through the front (Figure 2).

Crochet Chain (ch)



Make a slipknot on hook. Yarn over hook and draw it through loop of slipknot. Repeat, drawing yarn through the last loop formed.

Continental (Long-Tail) Cast-On

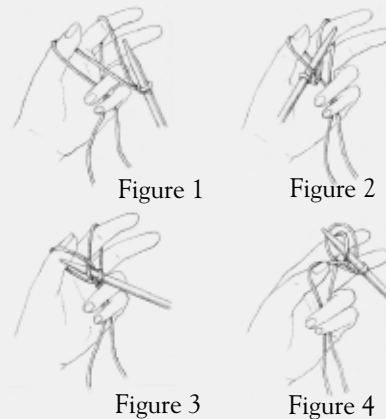


Figure 1

Figure 2

Figure 3

Figure 4

Leaving a long tail (about ½" to 1" [1.3 to 2.5 cm] for each stitch to be cast on), make a slipknot and place on right needle. Place thumb and index finger of left hand between yarn ends so that working yarn is around index finger and tail end is around thumb. Secure ends with your other fingers and hold palm upwards, making a V of yarn (Figure 1). Bring needle up through loop on thumb (Figure 2), grab first strand around index finger with needle, and go back down through loop on thumb (Figure 3). Drop loop off thumb and, placing thumb back in V configuration, tighten resulting stitch on needle (Figure 4).



RISK-FREE TRIAL OFFER

Discover knitwear designs that will capture your imagination.

You don't have to be a designer or a knitting pro to make beautiful knitted garments and accessories, and you don't have to hunt all over for inspiring designs.

From cover to cover, *Interweave Knits* magazine gives you great projects, from the beginner to the advanced. Every issue is packed full of captivating smart designs, step-by-step instructions, easy-to-understand illustrations, plus well-written, lively articles sure to inspire.

Take advantage of this special risk-free offer today!

www.interweave.com/go/knitsJPDC6